


2nd Edition

Family and Friends

1

Workbook



OXFORD

Naomi Simmons

2nd Edition

Family and Friends

1

Workbook



Naomi Simmons

OXFORD
UNIVERSITY PRESS

Great Clarendon Street, Oxford, OX2 6DP, United Kingdom

Oxford University Press is a department of the University of Oxford.
It furthers the University's objective of excellence in research, scholarship,
and education by publishing worldwide. Oxford is a registered trade
mark of Oxford University Press in the UK and in certain other countries

© Oxford University Press 2014

The moral rights of the author have been asserted

eBook Edition

ISBN: 978 0 19 480970 2 Interactive ebook

ISBN: 978 0 19 480972 6 Interactive ebook - app version

First published in 2014

No copying or file sharing

This digital publication is protected by international copyright laws.
No part of this digital publication may be reproduced, modified, adapted,
stored in a retrieval system, or transmitted, in any form or by any means,
to any other person or company without the prior permission in writing
of Oxford University Press, or as expressly permitted by law. Enquiries
concerning reproduction outside the scope of the above should be sent to
the ELT Rights Department, Oxford University Press, at the address above.
You must not modify, adapt, copy, store, transfer or circulate the contents
of this publication under any other branding or as part of any other product.
You may not print out material for any commercial purpose or resale.
Any websites referred to in this publication are in the public domain and
their addresses are provided by Oxford University Press for information only.
Oxford University Press disclaims all and any responsibility for the content
of such websites.

ACKNOWLEDGEMENTS

Cover illustration by: Christos Skaltsas.

Main character illustrations by: Tomek Giovanis and Christos Skaltsas pp Title
page, 4, 5, 15, 37, 42, 43, 52, 55, 59, 87.

Other illustrations by: Kathy Baxendale pp.19, 62, 78, 100; Simon Clare Creative
Workshop Ltd pp.11, 17, 23, 29 (bottom), 33, 39, 45, 51 (bottom), 61, 73, 77,
81 (bottom), 83, 89, 95 (bottom), 99, 105, 111, 117 (middle); Chris Embleton
(Advocate Art) pp.6, 7, 8, 9, 10, 12, 13, 14, 16, 20, 22, 28, 29 (boy), 30, 32, 34, 36,
37, 38, 44, 50, 51 (park), 52 (top), 54, 58, 60, 64, 66, 69, 72, 76, 80, 82, 86, 88,
94, 95 (top), 96, 98, 102, 104, 108, 110, 116, 117 (top), 124, 125, 126, 127, 128,
129, 130, 131; Amanda Enright (Advocate Art) pp.112, 113; Tony Forbes (Sylvie
Poggio Artists Agency) pp.18, 46; John Haslam pp.26, 48, 70, 92, 114, 118, 119;
Dusan Pavlic (Beehive Illustration) pp.21, 24, 31, 34, 53, 65, 67, 75, 81 (top), 84,
87 (top), 97, 103, 109; Lisa Smith (Sylvie Poggio Artists Agency) pp.38, 56, 106;
Lesley Vamos (Andrea Brown Literary Agency) pp.120, 121, 122.

Commissioned photography by: Chris King pp.12, 64.

Oxford University Press DVD stills: pp.27, 49, 73, 93, 115.

*The publisher would like to thank the following for their kind permission to reproduce
photographs:* Alamy 68 (orange juice/Alistair Heap), 90 (orange juice/Alistair
Heap), (hot chocolate/Elena Elisseeva); Fotolia 68 (banana/rufar); Getty 62
(boy/Ryan McVay); iStock 68 (biscuit/red2000), 90 (carrots/felinda); OUP.90
(fish/Mark Mason), (eggs/Glowimages), (apple/Ingram); Shutterstock 12 (blue
folder/Elnur), 18 (girl/Lana K), 68 (orange/Maks Narodenko), 90 (family dinner/
Monkey Business Images), (rice/oriori), (ice cream Andrey Armyagov).

Animations by: GS animations.

Fluency Time! videos by: MIJ Media.

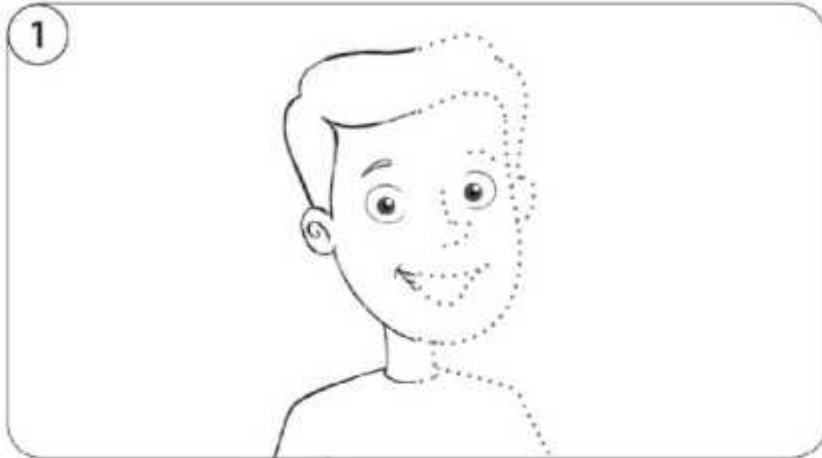
Contents

Starter	Hello!	4
Unit 1	What's this?	8
	About me: writing about my school things	13
Unit 2	Playtime!	14
	About me: writing about my favourite toys	19
Unit 3	This is my nose!	20
	About me: writing about my body	25
	Fluency Time! 1	26
	Review 1	28
Unit 4	He's a hero!	30
	About me: writing about my family	35
Unit 5	Where's the ball?	36
	About me: writing about the park	41
Unit 6	Billy's teddy!	42
	About me: writing about my family's things	47
	Fluency Time! 2	48
	Review 2	50
Unit 7	Are these his trousers?	52
	About me: writing about my favourite clothes	57
Unit 8	Where's Grandma?	58
	About me: writing about my home	63
Unit 9	Lunchtime!	64
	About me: writing about my lunch box	69
	Fluency Time! 3	70
	Review 3	72


Unit 10	A new friend!	74
	About me: writing about my friend	79
Unit 11	I like monkeys!	80
	About me: writing about animals I like	85
Unit 12	Dinnertime!	86
	About me: writing about food I like	91
	Fluency Time! 4	92
	Review 4	94
Unit 13	Tidy up!	96
	About me: writing about my bedroom	101
Unit 14	Action Boy can run!	102
	About me: writing about what I can do	107
Unit 15	Let's play ball!	108
	About me: writing about the beach	113
	Fluency Time! 5	114
	Review 5	116
	Fluency Time! Review	118
	Culture	120
	Everyday English phrase bank	123
	Picture dictionary	124
	Handwriting	132

Lesson One


1 Trace and circle.



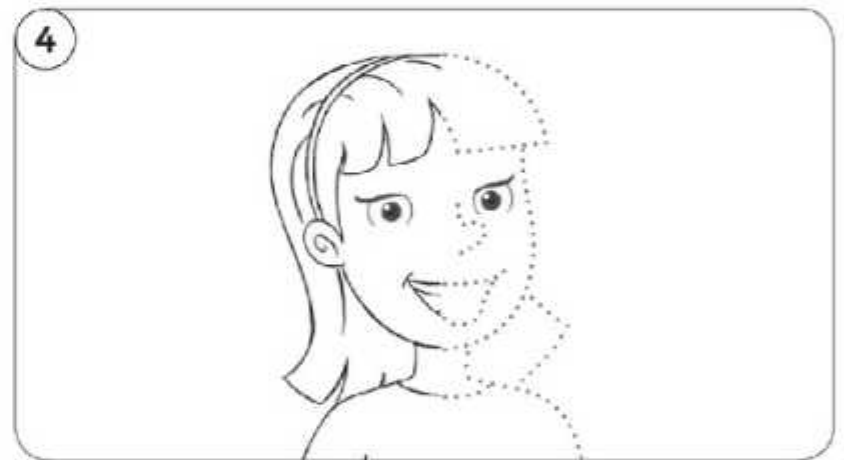
My name's **Tim** / **Billy**.



My name's **Rosy** / **Billy**.




My name's **Miss Jones** / **Tim**.



My name's **Miss Jones** / **Rosy**.

2 Draw yourself and write.





What's your name?

My name's _____.

1 Write.

name you I'm Bye Hello Tim



2 Match.



- 1 Hello.
- 2 How are you?
- 3 What's your name?
- 4 Goodbye.

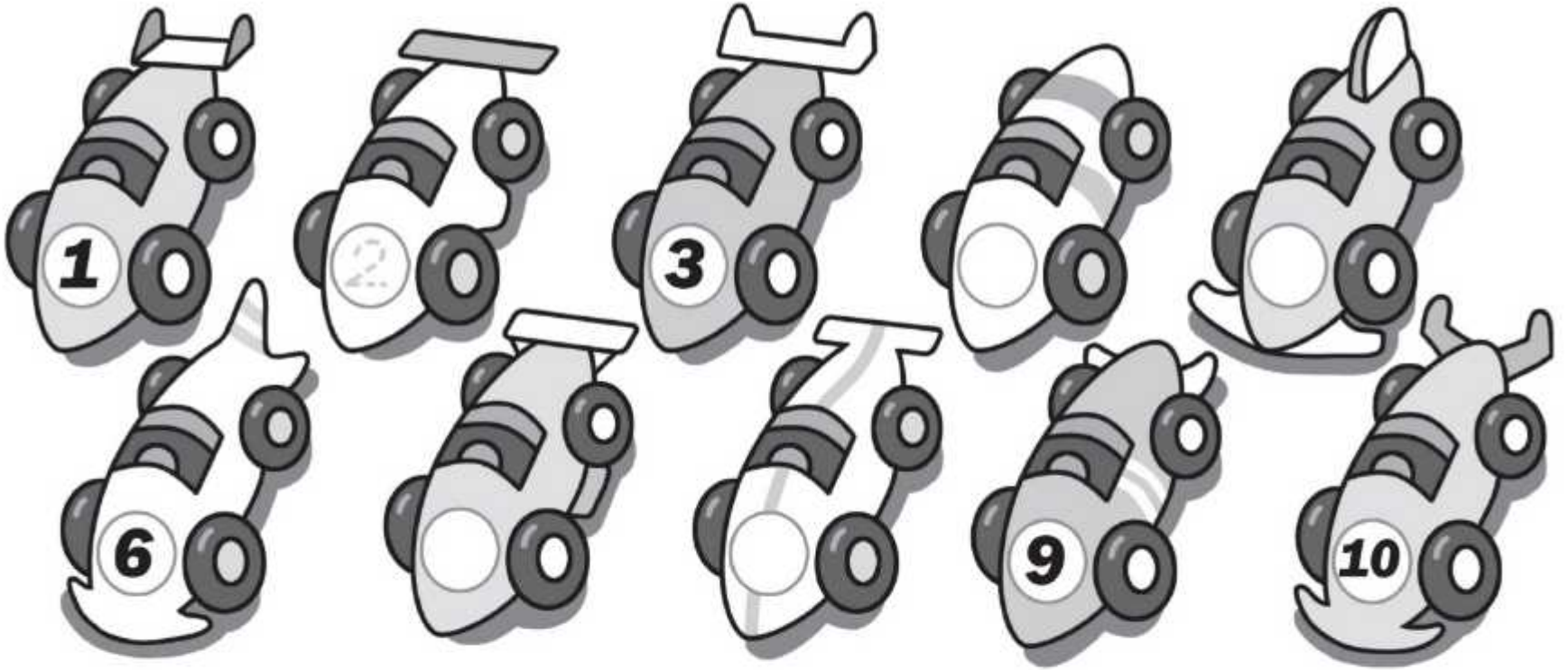
b

- a Bye.
- b Hello.
- c I'm fine.
- d My name's Tim.

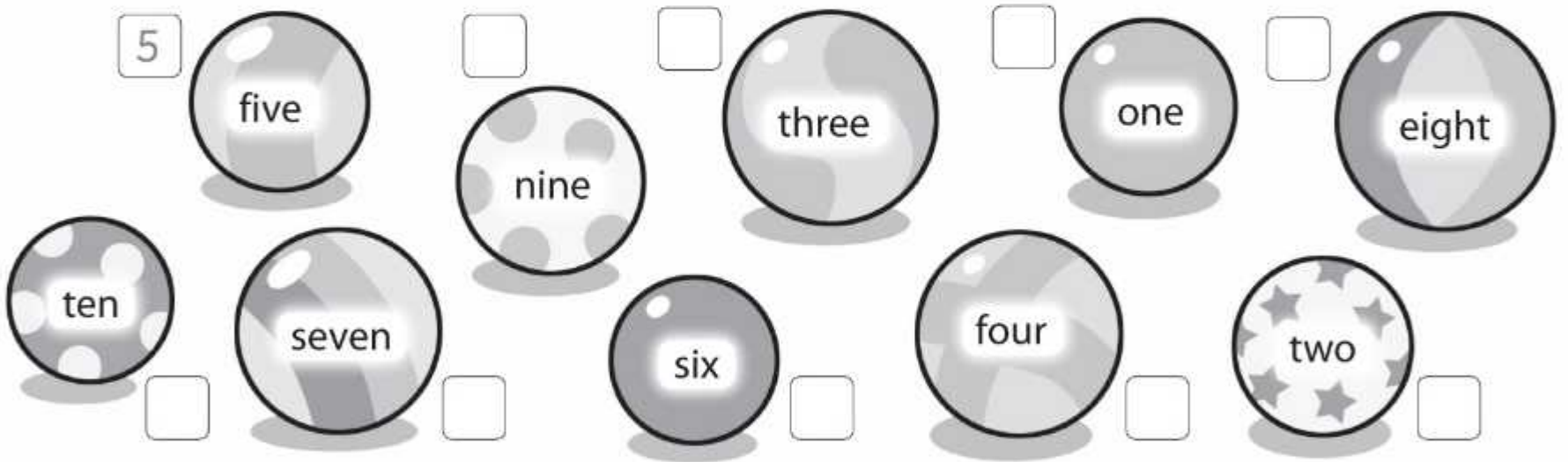


Lesson Three


1 Write. Then point and say.



2 Write the numbers.




3 Write.

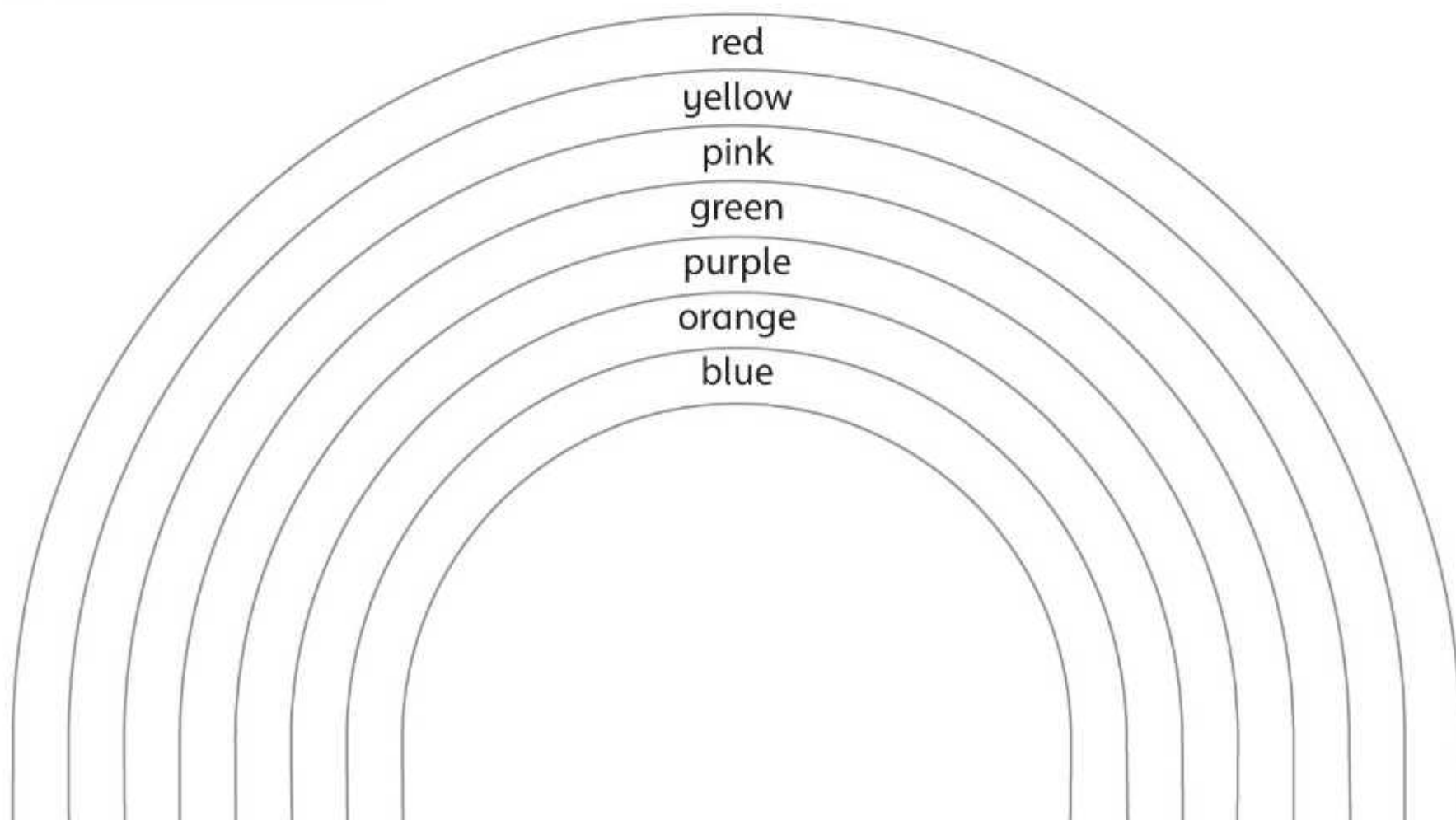


1 Write.

S W M T F ~~S~~ T




2 Read and colour.



Lesson One Words


1 Circle the correct word.

①



book / pencil

②



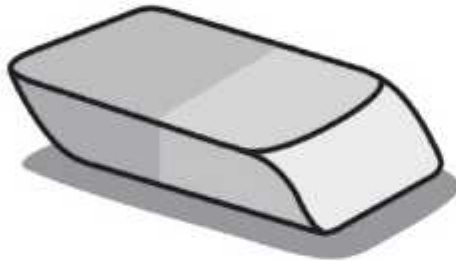
book / ruler

③



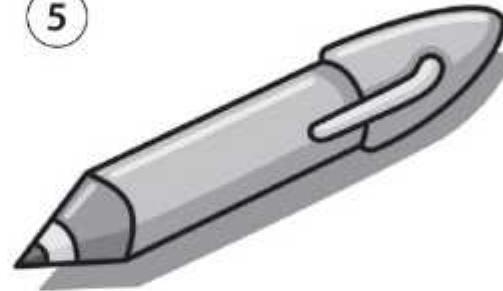
ruler / rubber

④



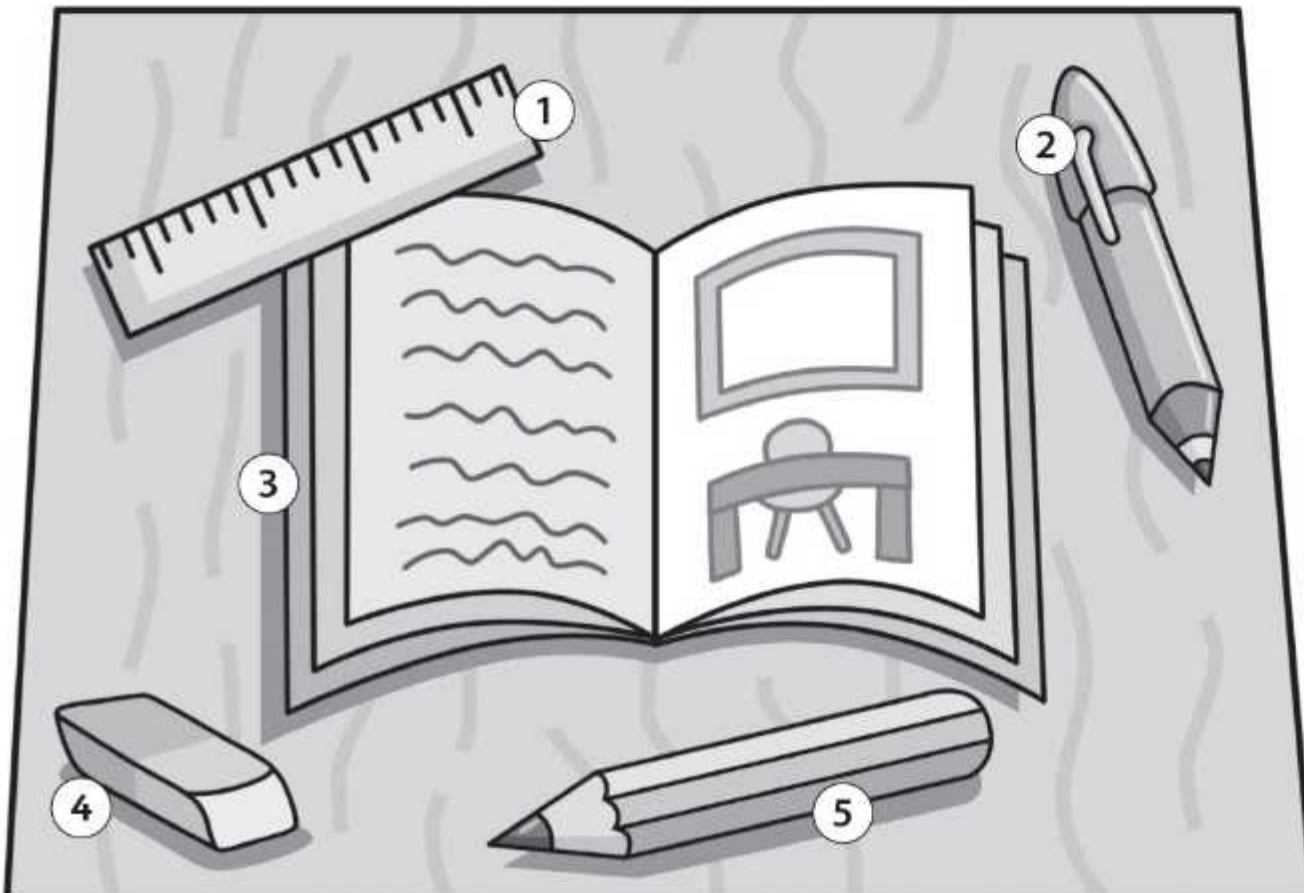
rubber / pen

⑤



book / pen

2 Write.



1 ruler _____

2 p _____

3 b _____

4 r _____

5 p _____

1 Order the words. Match.

1 pen. It's a

It's a pen . b

2 It's ruler. a

_____ .

3 pencil. a It's



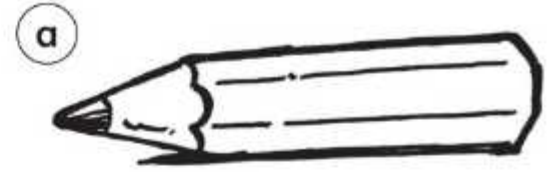
_____ .

4 book. It's a


_____ .

5 a rubber. It's

_____ .

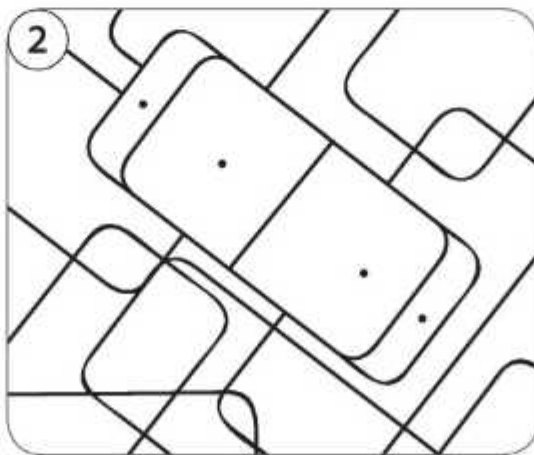


2 Colour and write.



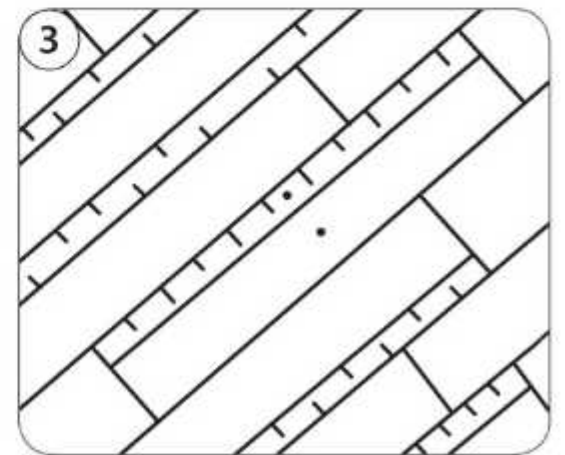
What's this?

It's a pencil .



What's _____ ?

It's _____ .



What's _____ ?

It's _____ .

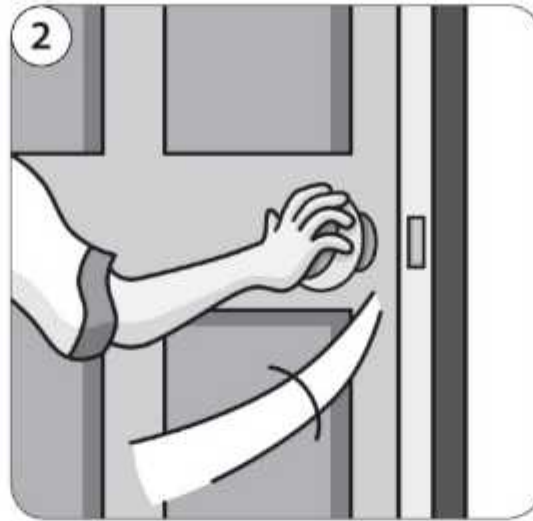
Lesson Three Words

1 Write.

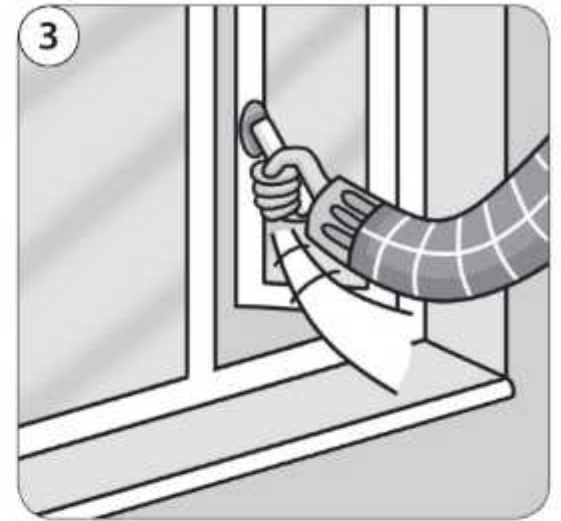
door window bag



Open the bag.




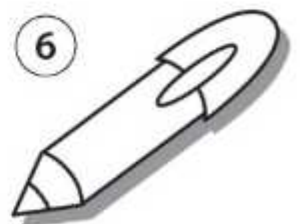
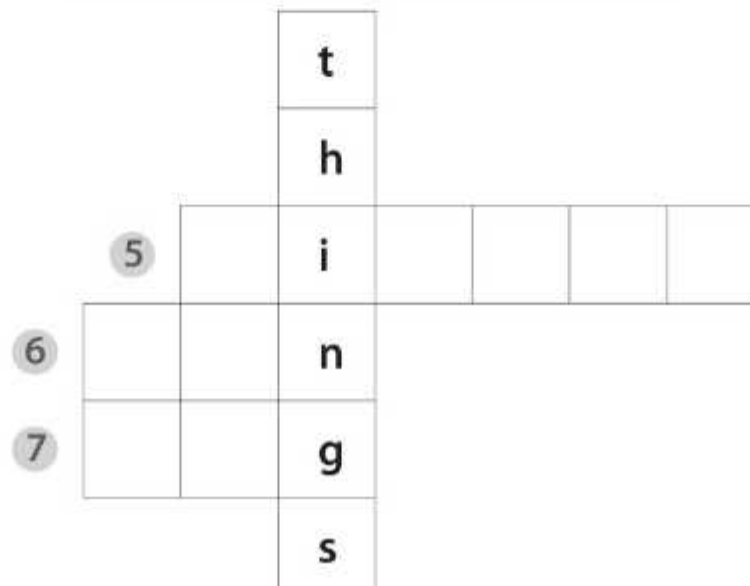
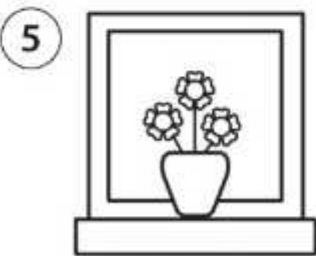
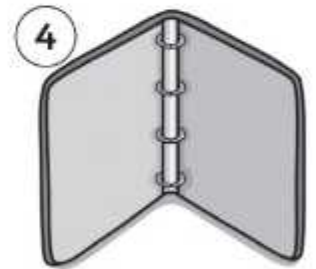
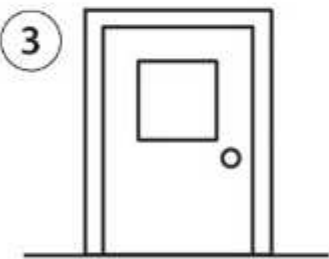
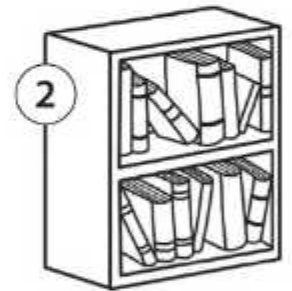
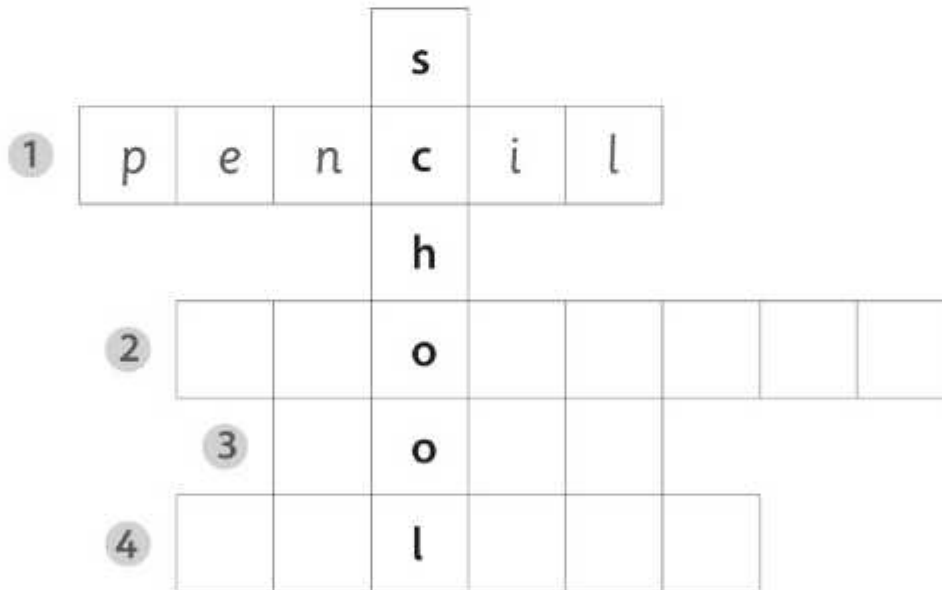
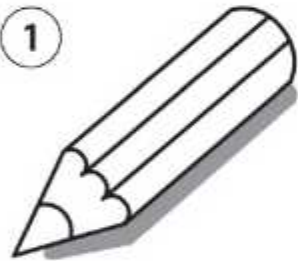
Close the _____.






Open the _____.

2 Look and write.


door window pen bag pencil bookcase folder



1 Trace the correct sound.



2 Write.



3 Read and write the letters *a, b, c* and *d*.



The c at likes irds.


The og likes pples.

Here's the at with the ird.

Here's the og with the pple.



4 Match.



Skills Time!

Lesson Five

Reading

1 Circle the correct word and write.



My name's Emma.

Sally Sue Emma



This is my school _____.

book ruler bag



It's a _____.

pen rubber bag



And this is a blue _____.

folder ruler pencil



And a red _____.

pen pencil rubber

2 Read and colour.

This is my pencil case.

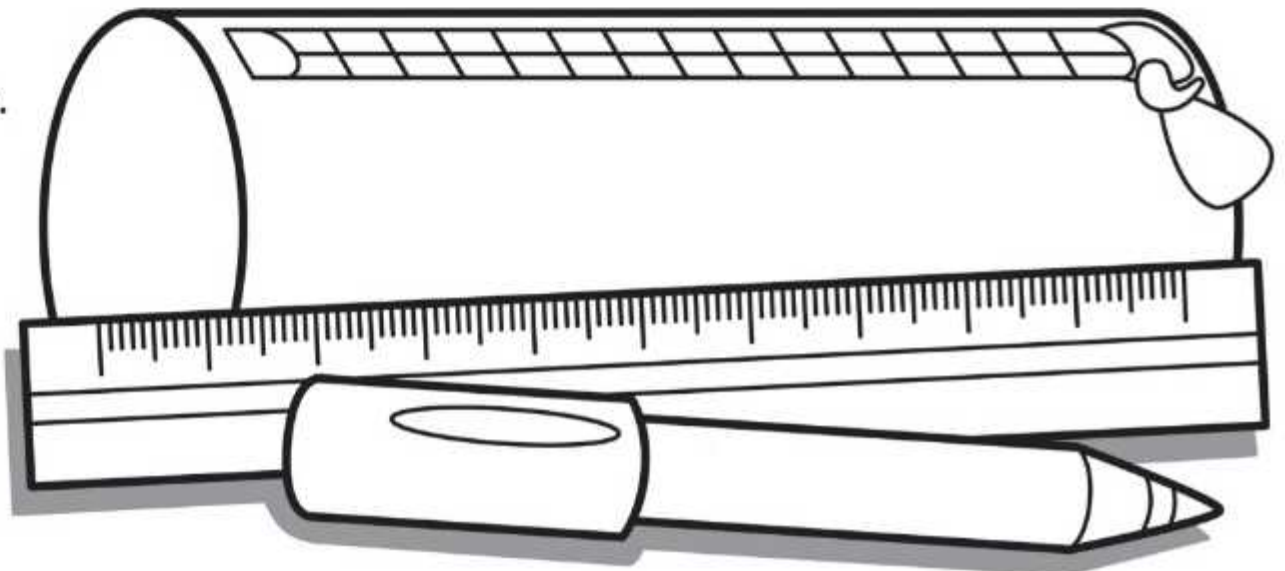
It's green.

This is my pen.

It's red.

This is my ruler.

It's yellow.



Writing

1 Count the words and write.

1 Open your book. 3 3 Look at this. 5 This is my school bag. 2 It's blue. 4 This is Emma. 6 Look at the train. 

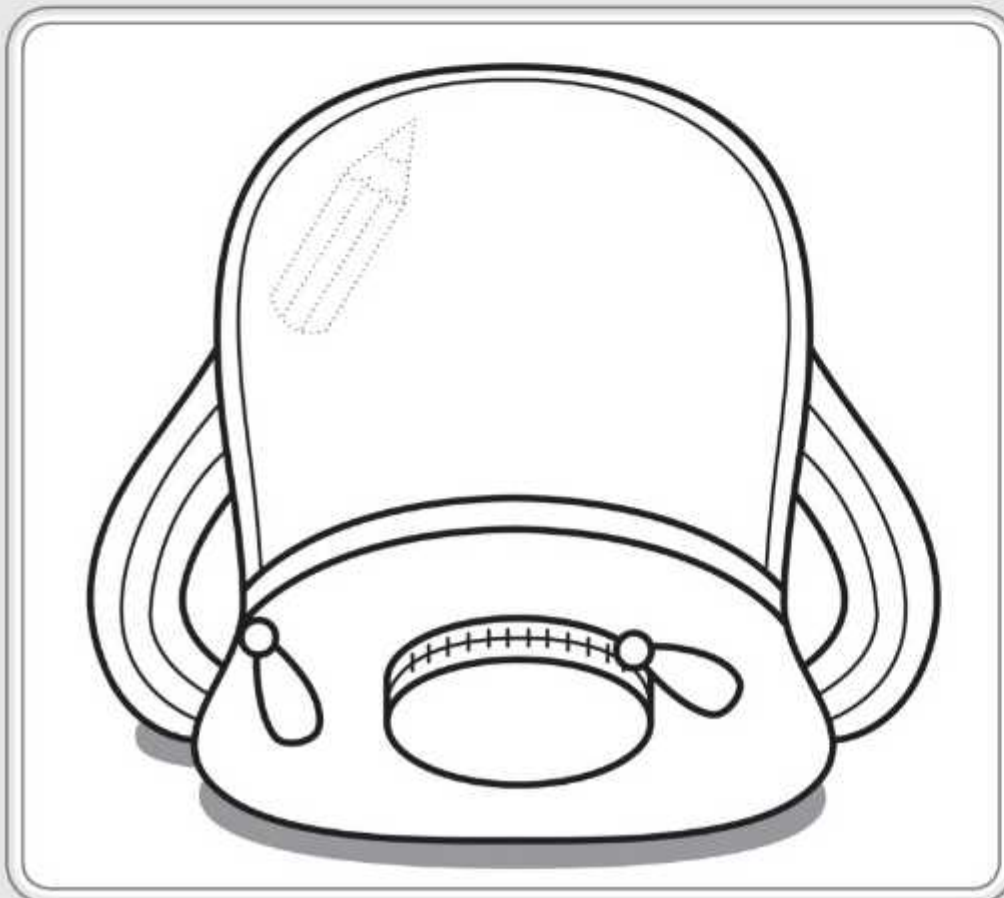
About me!

2 Look at your school things. Write the colours.

red yellow blue green pink purple orange


pen pencil rubber bag ruler book

3 Draw, colour and write about three of your school things.

This is a pencil. It's blue.This is a .It's .This is a .It's .This is a .It's .

Lesson One Words


1 Number the picture.



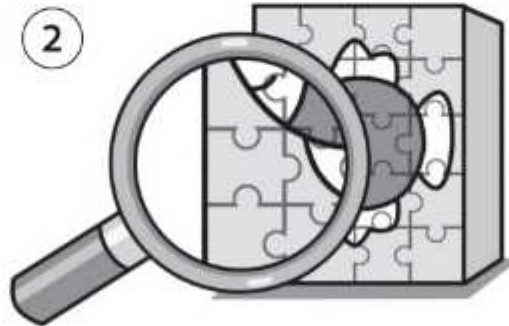
2 Look at the picture above. Read and colour.

The ball is green. The teddy is orange. The car is red.

3 Write.



It's a ball.



It's a _____.



It's a _____.




It's a _____.



It's a _____.

1 Look at the pictures and match. Then write.



This is my puzzle.

my



This is _____ ball.

your



This _____ doll.




_____ teddy.


2 Write. Yes, it is. No, it isn't.



1 Is it a doll?
Yes, it is.



2 Is it a teddy?
_____.



3 Is it a puzzle?
_____.

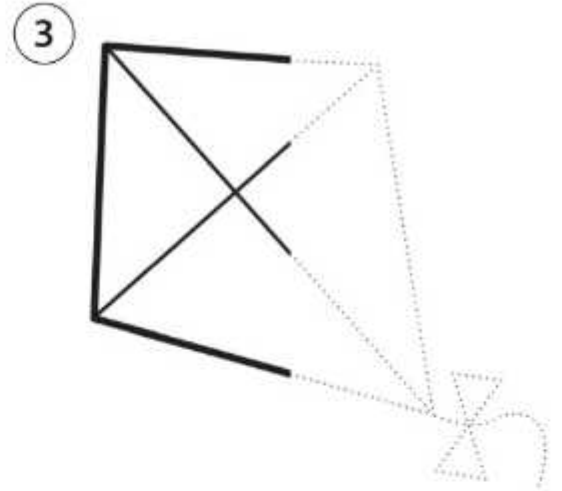
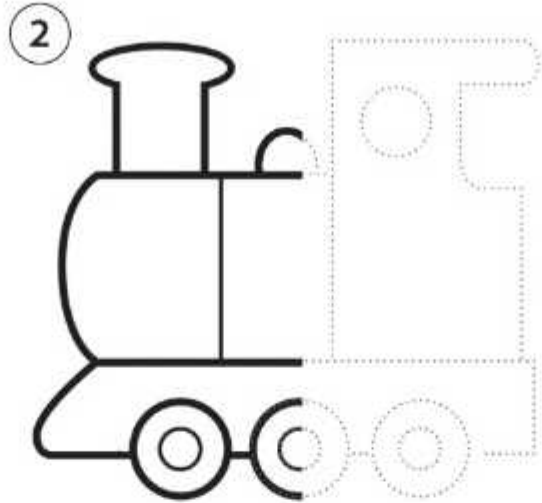


4 Is it a ball?
_____.

Lesson Three Words

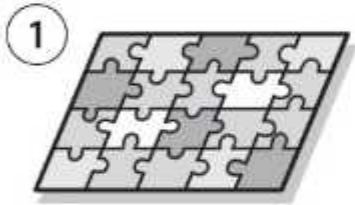
1 Trace and write.

train bike kite



This is my bike. This is my _____. This is my _____.

2 Find and circle the words. Then write.



puzzle _____



b _____



g _____




s _____

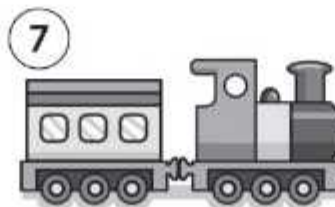
s	g	a	m	e	p
c	k	c	a	r	u
o	b	i	k	e	z
o	t	★	t	★	z
t	e	★	★	e	l
e	d	o	l	l	e
r	t	r	a	i	n



d _____



k _____




t _____




c _____


1 Say the sound. Say the words. Colour the correct picture.



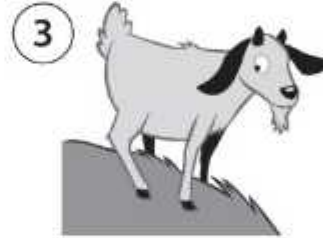
2 Write.




 egg



 ig



 oat



 at

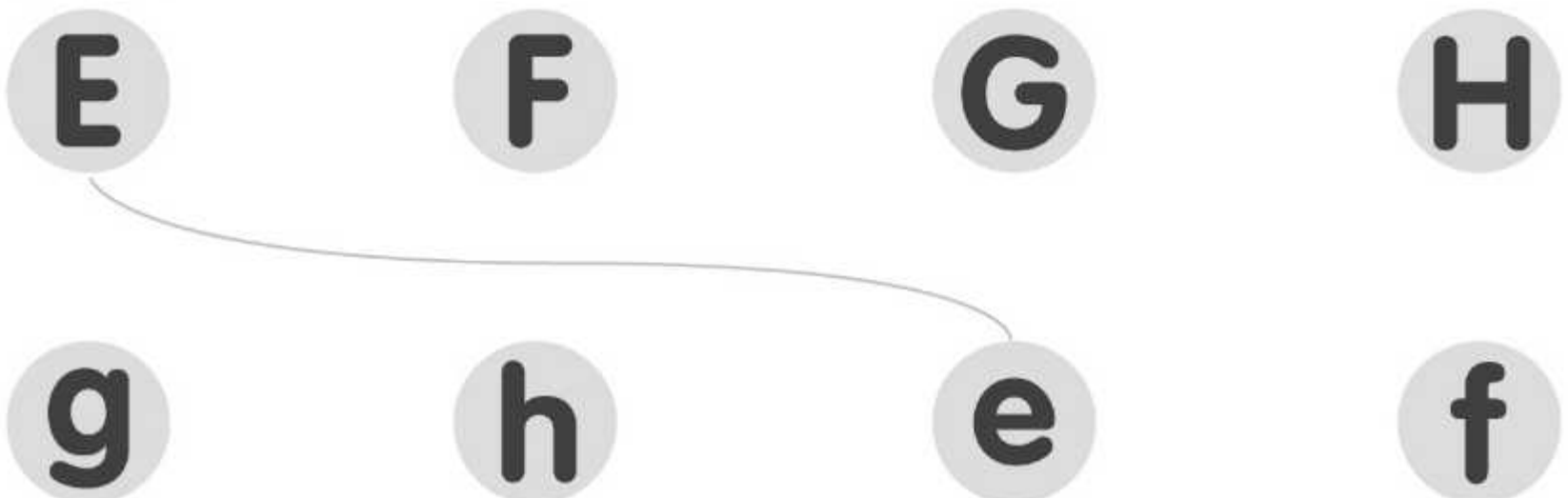
3 Read and write the letters *e*, *f*, *g* and *h*.



There's an egg with a blue at.
 Look, the oat's got a ig.
 The oat likes igs.



4 Match.



Skills Time!

Lesson Five

Reading

1 Read again and write T (true) or F (false).



My favourite ...

What's my favourite toy?

My favourite one of all.

Is it my scooter? Is it my doll?

No, it's my orange ball.

What's my favourite colour?

What do you think?

Is it yellow? Is it white?

No, it's the colour pink.

What's my favourite animal?

Try to guess the word.

Is it a zebra? Is it a cat?

No, it's a lovely bird.

Holly, age 7.

- 1 My favourite toy is a doll. F
- 2 My favourite toy is a ball.
- 3 My ball is green.
- 4 My ball is orange.
- 5 My favourite colour is pink.
- 6 My favourite colour is yellow.
- 7 My favourite animal is a zebra.
- 8 My favourite animal is a bird.



2 Write the words in the correct box.

scooter yellow white bird ball zebra car cat pink

toys

scooter

colours

animals

Writing

1 Circle the words. Write the sentences and match.

1 This is my bike.

This is my bike.

b




2 Open the door.

_____ .



3 This is my red ball.

_____ .



4 Close the window.

_____ .



About me!

2 Circle your toys. Underline your favourite toy.

bike car train doll teddy puzzle kite ball game

3 Draw and write about your toys.



This is my _____ .

This is _____ .


This _____ .

This _____ .

My favourite toy is a _____ .

Lesson One Words


1 Number the picture.



- ① leg
- ② face
- ③ ear
- ④ nose
- ⑤ arm

2 What's next? Look, draw and write.

ears legs arms face



1 Count and circle. Then write.

one two



arm / arms


two arms



leg / legs




nose / noses



ear / ears

2 Look at the pictures and match. Then write.



This is



These are



1 Read and trace.



Trace three fingers.




Trace five fingers.



Trace one finger.

2 Read and colour.



Colour the legs yellow.
Colour the eyes blue.
Colour the nose green.
Colour the ears red.
Colour the face pink.
Colour the hands orange.
Colour the shoulders purple.
Colour the eyebrows green.

3 Look at the picture again and write.

1 The eyes are blue.

3 The _____ is green.


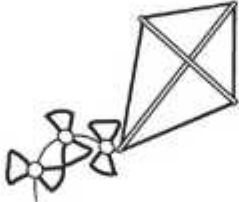


5 The _____ are yellow.

2 The _____ are red.

4 The _____ are purple.

6 The _____ is pink.

1 Match.

I	J	K	L
k	i	l	j
			

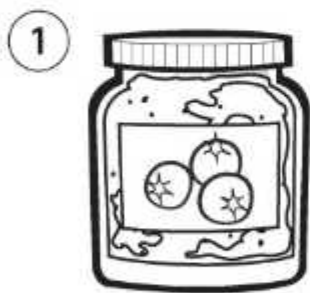
2 Read and write the letters *i, j, k* and *l*.



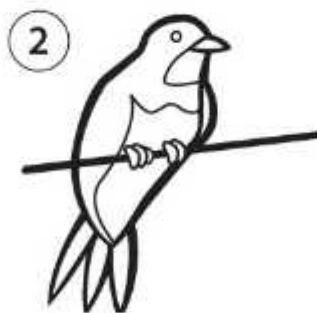
The lion's got some am.
 The ion's got some nk.
 Look! Here is a ite.
 Oops! The ion is a mess.



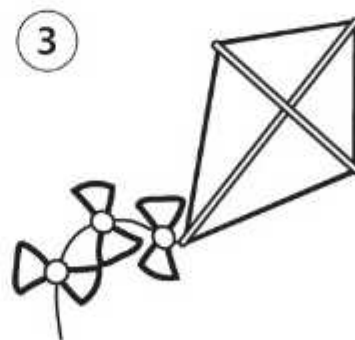
3 Write.



 j am



 ird




 ite




 ig



 ion



 nk



 pple




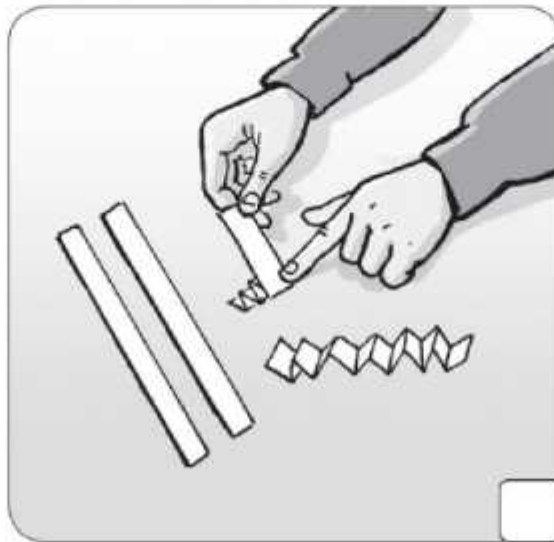
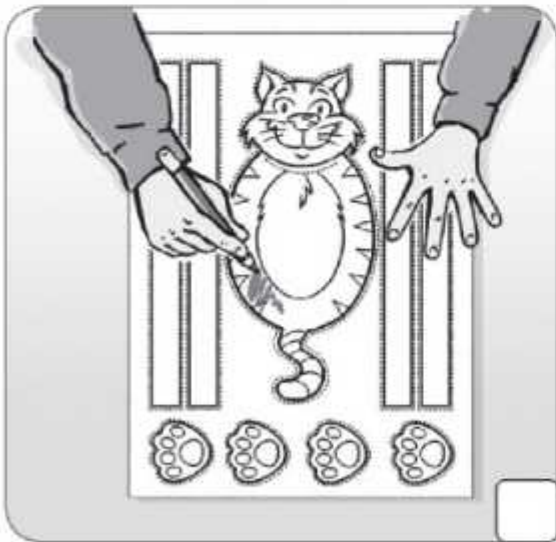

 at

Lesson Five

Reading

1 Read and number the pictures.

- 1 This is my paper cat.
- 2 Colour the face and body. Colour the legs and paws.
- 3 Now cut out the body. And cut out the face.
- 4 Cut out the four legs. Fold the legs.
- 5 Cut out the paws. Stick the paws on the legs.
- 6 Stick the legs on the body.



2 Read again and circle.

- 1 This is my paper **pen** / **cat**.
- 2 Colour the **face** / **hat**.
- 3 Cut out the **four** / **six** legs.
- 4 Stick the **legs** / **fingers** on the body.

Writing

1 Underline the sentences. Count and write.

- 1 Cut out the four legs. Fold the legs. 2
- 2 This is my nose. _____
- 3 This is my pen. This is my pencil. And this is my ruler. _____
- 4 It's a folder. It's my red folder. _____
- 5 It's orange. The nose is pink. The eyes are green. It's a tiger! _____



About me!


2 Match.

eyes ears nose legs arms face hands fingers eyebrows shoulders

This is my

These are my

3 Draw and write about your body.



My name's _____.

This is my _____.

This _____.

These are my _____.

These are _____.

These _____.

_____.

_____.

Fluency Time! 1

Everyday English

1 Order the words.



Mrs

White.

is

This

This is Mrs White.



Nice to meet you.


too.

meet

to

Nice


you,



is

This

James.



meet

Nice

to

you.

meet


Nice

to

too.

you,

2 Look and write.



2



1 Watch and circle.



Dad / Mrs Smith



Mrs Smith / Kate



Mum / Mrs Smith

2 Watch again. Then match.

1 Dad, this is Mrs Smith.

2 Nice to meet you.

3 Nice to meet you, too.

4 His name is Robbie.




3 Talk with a friend. What's your favourite colour?
What colour is Kate's bag?

My favourite colour is blue.

1 Read and colour.

- Colour the rubber red.
- Colour the book blue.
- Colour the bag yellow.
- Colour the ruler orange.
- Colour the pen green.
- Colour the pencil purple.



2 Look at the picture again and tick (✓) or cross (x).

- | | | |
|---------------------|-----------|-------------------------------------|
| 1 How many boys? | 2 boys | <input checked="" type="checkbox"/> |
| 2 How many girls? | 3 girls | <input type="checkbox"/> |
| 3 How many windows? | 8 windows | <input type="checkbox"/> |
| 4 How many doors? | 1 door | <input type="checkbox"/> |

3 Write the words in the correct box.

eyes pen ball eyebrows game ruler hands
 book train puzzle face pencil

toys

train

school

body

4 Order the words.

1 this? What's

What's this?

2 old you? How are

_____?

3 It's scooter. a

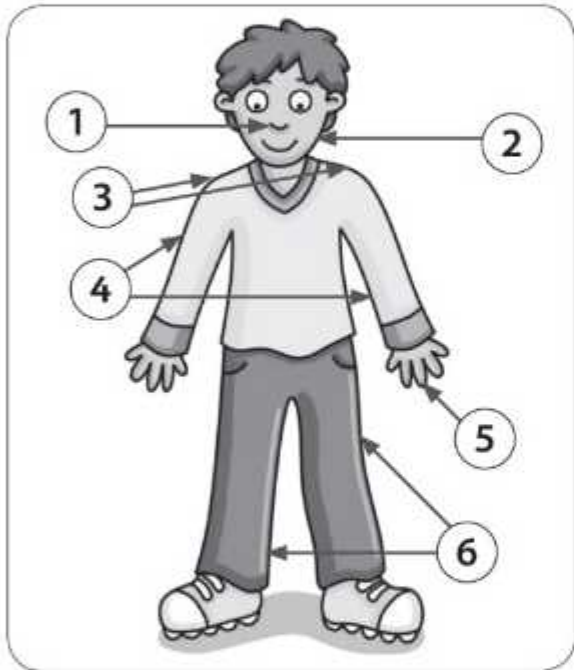
_____.

4 your name? What's

_____?

5 Look at the picture and write.

nose face fingers legs
arms shoulders



① This is my nose.

② This is my _____.


③ These are _____.

④ These _____.


⑤ _____.

⑥ _____.


6 Write.




a pple



__oat



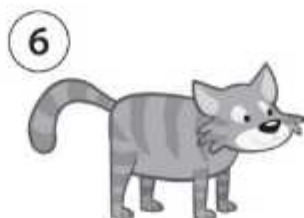
__ig



__ird



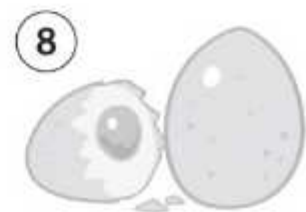
__am



__at



__nk

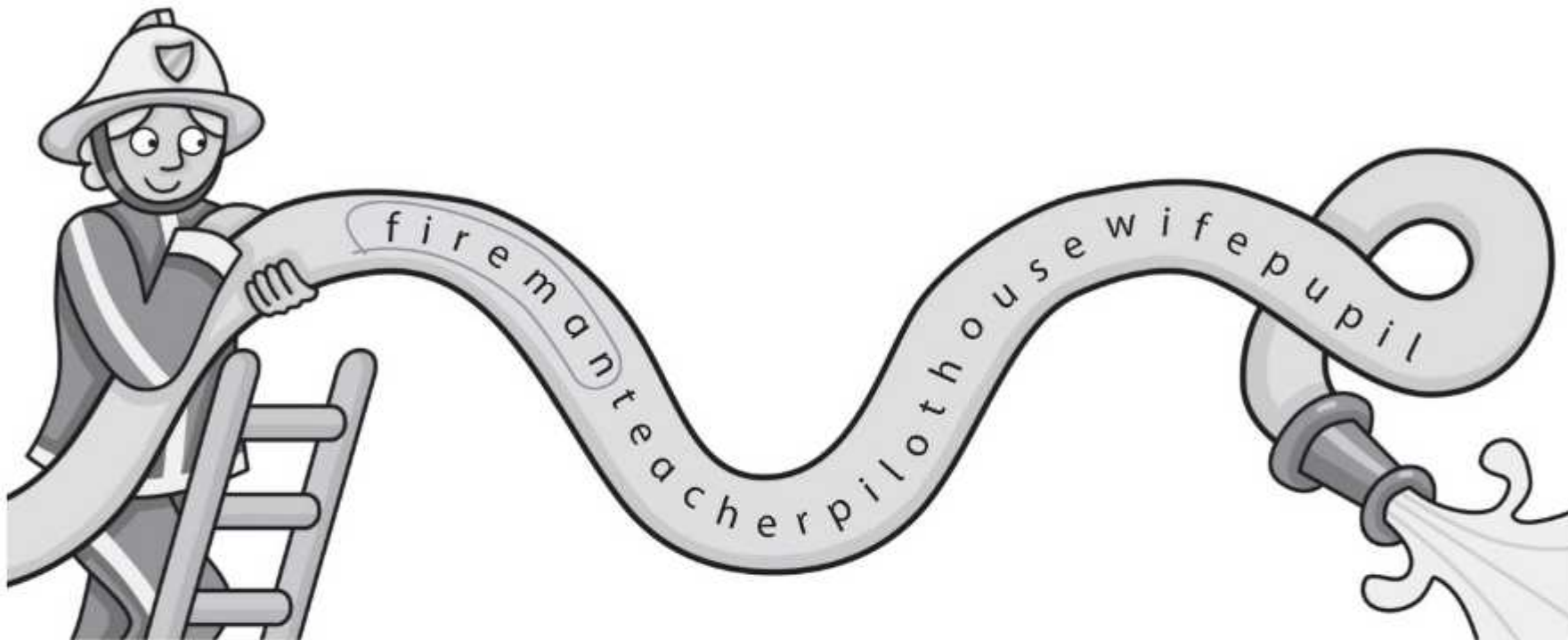


__gg

Lesson One Words

1 Find and circle the words.

housewife fireman pupil teacher pilot



2 Match and write.



housewife

1 Look at the pictures and match. Then write.

fireman housewife teacher pilot



He's a pilot.

He's



a



a

She's



a

2 Order the words.



1 Is a she housewife? Is she a housewife?

2 she is. Yes, _____.



3 fireman? Is a he _____?


4 No, isn't. he _____.



5 a teacher? Is she _____?

6 she Yes, is. _____.

1 Read and match.



He's a farmer.

She's a doctor.

He's a policeman.

2 Find and circle the words. Then write.



pupil _____

p	o	l	i	c	e	m	a	n	★
i	t	e	a	c	h	e	r	★	p
l	p	o	s	t	m	a	n	★	u
o	f	a	r	m	e	r	★	★	p
t	d	o	c	t	o	r	★	★	i
z	o	o	k	e	e	p	e	r	l



f _____



p _____




p _____



z _____



d _____



t _____



p _____

1 Trace the correct sound.

1



 m n

2



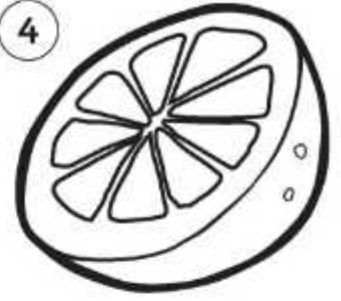
 o p

3



 m n

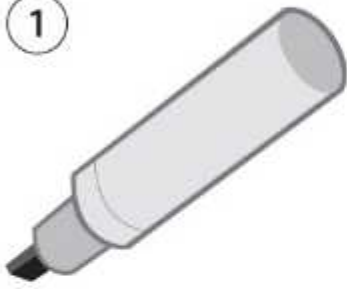
4



 n o

2 Write.

1



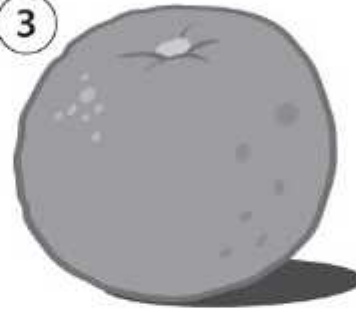
 p en

2



 um

3



 range

4



 urse

3 Read and write the letters *m*, *n*, *o* and *p*.



My m um is a urse.

She's got an range and

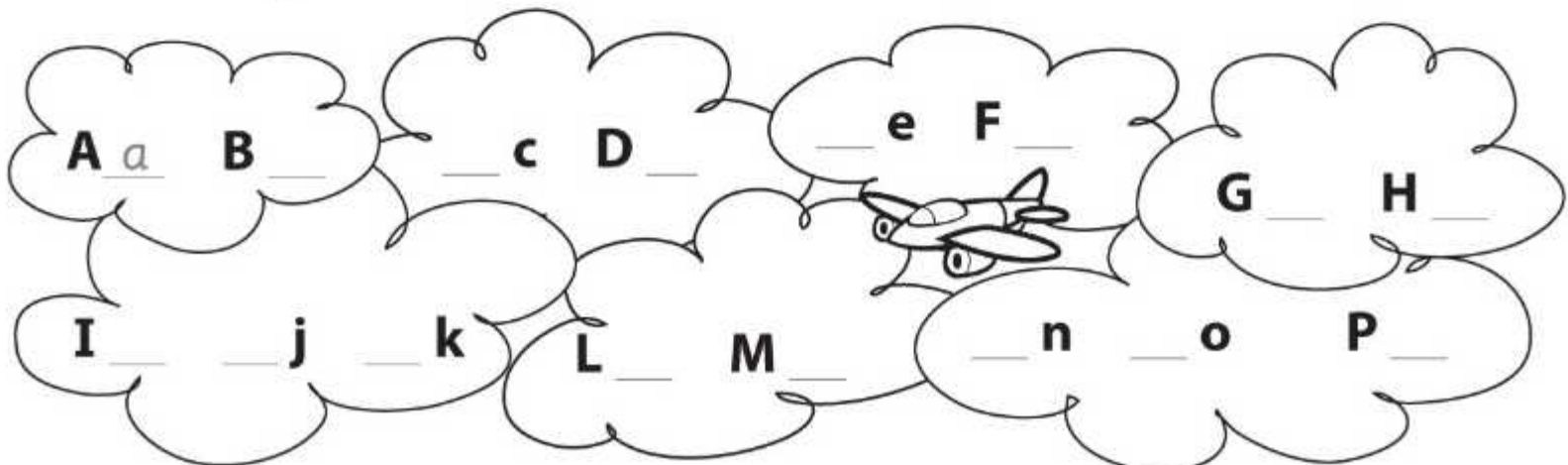
a en.

She can eat the range.

She can write with the en.



4 Write the capital or small letters.



Skills Time!

Lesson Five

Reading

1 Read.



My name's Harry.
I'm eight.



This is my dad.
He's a pilot.



This is my mum.
She's a teacher.



This is my grandma.
She's a housewife.



And this is my sister, Ella.
She's six. She's a pupil.



We're a happy family.

2 Match.

teacher

housewife

pilot

pupil



3 Write the words in the correct box.

eight ~~mum~~ Harry pilot grandma housewife Ella six

family

jobs

numbers

names

mum

Writing

1 Write the sentences with capital letters and full stops.

- 1 this is my grandpa This is my grandpa.
- 2 he's a postman _____
- 3 this is my brother _____
- 4 these are my hands _____
- 5 i'm a pupil _____



About me!

2 Write the names of people in your family who have these jobs.

- | | | |
|-----------------|---------------|---------------|
| housewife _____ | doctor _____ | farmer _____ |
| nurse _____ | fireman _____ | teacher _____ |
| policeman _____ | pilot _____ | pupil _____ |
| zookeeper _____ | postman _____ | |

3 Draw your family. Write about their jobs.

He's She's

This is my grandma. She's a teacher.



- This is my _____.
- _____ a _____.
- This is _____.
- _____ a _____.
- This _____.
- _____.
- This is me. I'm a _____.


Lesson One Words

1 Number the picture.



- ① swing
- ② slide
- ③ seesaw
- ④ net
- ⑤ tree

2 Write.



What's this?

It's a tree.



What's this?

It's _____.



What's this?

It's _____.

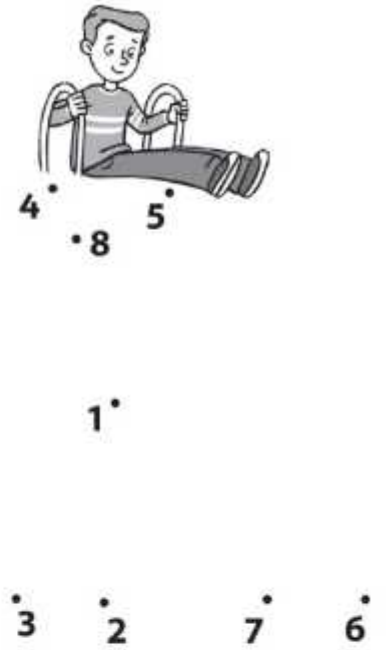
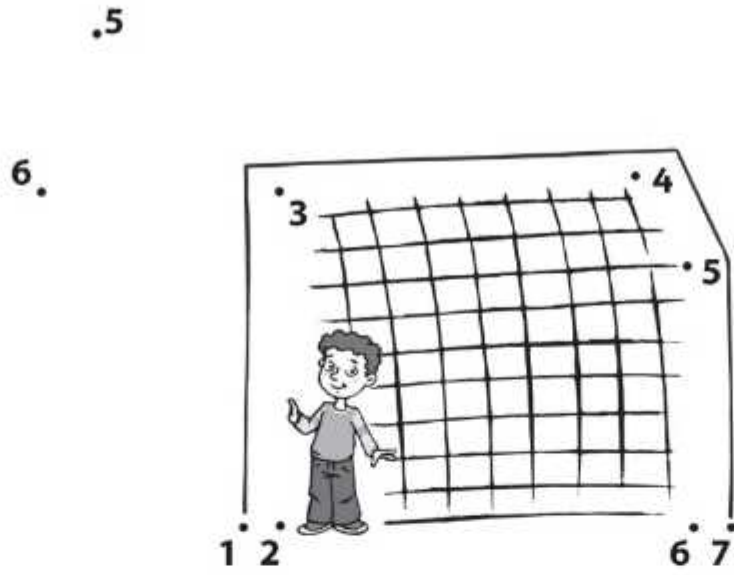



What's this?



What's this?

1 Join the dots in the three pictures. Then read and match.



1 Rosy's

on


the



2 Billy's

under

the



3 Tim's

in

the



2 Look at the pictures above and write.

slide on net in tree under

1 Where's Tim?

He's on the slide.

2 Where's Rosy?

She's in the tree.


3 Where's Billy?

He's under the net.

Lesson Three Words

1 Write.


frisbee ice cream pool



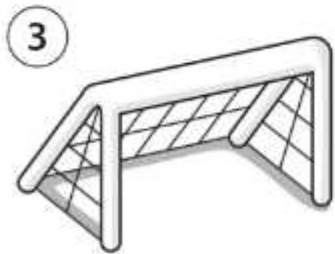

- 1 What's in the pool ? A ball.
- 2 Where's the _____ ? It's under the chair.
- 3 Where's the _____ ? It's on the table.

2 Look and write.

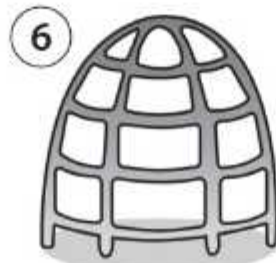

tree seesaw frame pool net slide armbands



1 s e e s a w
2 t



3 t
h
4 e





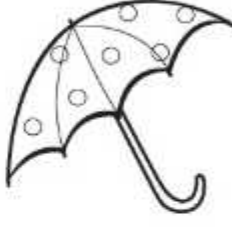


6 climbing

5 p
a
7 r
k



1 Match.

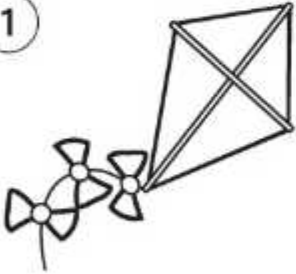




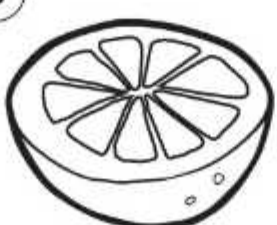


Q	R	S	T	U
s	q	r	u	t
				

2 Read and write the letters *q*, *r*, *s*, *t* and *u*.



The queen is on the usofa.
 The ueen has got a rabbit.
 The reddy is on the sofa.
 The seddy has got an umbrella.

3 Write.

①  _k ite	②  _urse	③  _ueen	④  _abbit
⑤  _eddy	⑥  _range	⑦  _ofa	⑧  _mbrella

Skills Time!

Lesson Five

Reading

1 Look at the picture. Read and write.

doll ball bike kite teddy

- 1 A toy is under a tree. What is it? It's a bike.
- 2 A toy is on the slide. What is it? It's a _____.
- 3 A toy is in the net. What is it? It's a _____.
- 4 A toy is in a tree. What is it? It's a _____.
- 5 A toy is on the seesaw. What is it? It's a _____.



2 Read and write T (true) or F (false).

- 1 The bike is in a tree. F
- 2 The teddy is under the slide. _____
- 3 The ball is in the net. _____
- 4 The kite is in a tree. _____
- 5 The doll is on the seesaw. _____

Writing

1 Circle the names. Write the sentences with capital letters at the start of the names.

1 My name's tim.

My name's Tim.

2 This is rosy.

3 rosy and billy are here.

4 tim is a pupil.



About me!

2 Circle the things in a park.

lion swing window slide sofa seesaw door

pool tree queen ball frisbee climbing frame

3 Draw and write about you and your friends at the park.

James is under the tree.

This is me and my friends at the park. I am _____ the _____.

_____ is _____ the _____.

_____ is _____ the _____.

The _____ is _____.

The _____ is _____.

Lesson One Words

1 Number the picture.



- ① mum
- ② dad
- ③ sister
- ④ brother
- ⑤ grandma
- ⑥ grandpa

2 Write.

①



This is my _____ brother _____.

This is my family.

②



This is _____.

③



This _____.

④




_____.

⑤



_____.



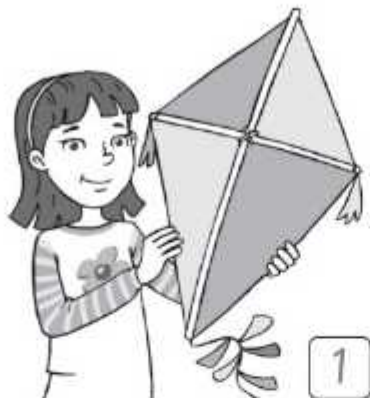
1 Read and number the pictures.

1 It's Rosy's kite.


2 It's Mum's book.

3 It's Grandma's umbrella.

4 It's Dad's bag.



2 Read and colour.



Rosy's hat is red. Tim's hat is green.

Rosy's kite is red and orange.

Tim's kite is green and purple.

Rosy's ice cream is brown.

Tim's ice cream is pink.

3 Look at the pictures and write.



1



This is Grandpa's egg.

2



This is _____ ice cream.

3



This is _____ pen.

4



This is _____ bike.



Lesson Three Words

1 Colour the  words red and the  words yellow.

mum uncle grandpa aunt dad sister grandma brother cousin cousin

2 Find and circle the family words. Then write.



dad _____



g _____



u _____



a _____

g	r	a	n	d	m	a	u
r	★	c	o	u	s	i	n
a	s	i	s	t	e	r	c
n	★	m	★	★	★	d	l
d	a	u	n	t	★	a	e
p	★	m	★	★	★	d	★
a	b	r	o	t	h	e	r



m _____



b _____



s _____

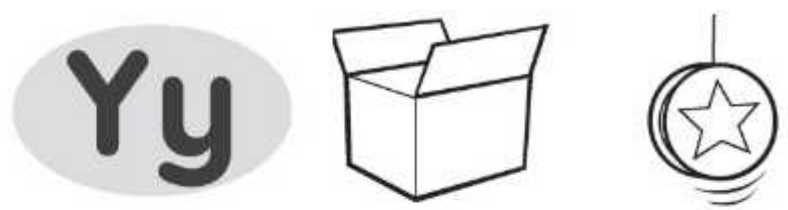
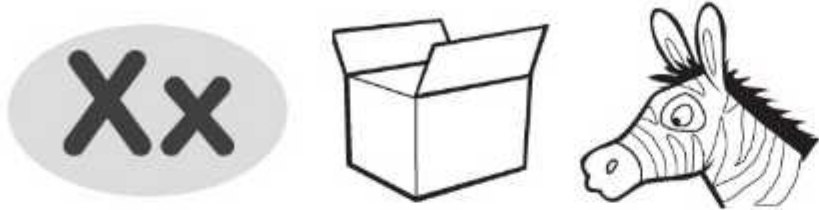


c _____



g _____

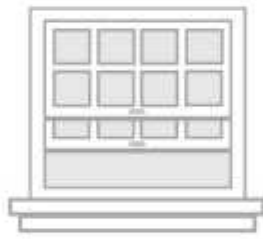
1 Say the sound. Say the words. Colour the correct picture.



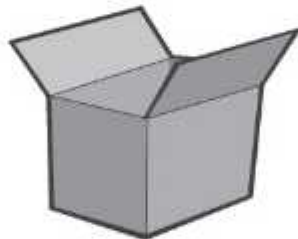
2 Write.



v an



__indow



bo__




__o-yo



__ebra

3 Read and write the letters **v**, **w**, **x**, **y** and **z**.



Look out of the window.


What can you see?

I can see a __ebra in a __an,

And a __o-yo on a bo__.



4 Write.



Skills Time!


Lesson Five

Reading

1 Read and number the pictures.

- 1 My sister's kite is in the tree. Look!
- 2 My dad throws a ball.
- 3 My uncle throws his hat.
- 4 A bird's in the tree. It's got the kite.
- 5 Thank you, bird!
- 6 Here's my family with the kite. We are happy now.

Hello, I'm Oli!



2 Read again and write.

kite uncle tree bird ball

- 1 His sister's kite is in the tree.
- 2 Oli's dad throws a ball.
- 3 Oli's uncle throws his hat.
- 4 A bird is in the tree too.
- 5 Here's Oli's family with the kite.

Writing

1 Trace and write question marks.

? ? ? ? _____

2 Write with question marks and capital letters.

1 who's this Who's this?

2 is this your teddy _____

3 where's your bike _____

4 is it a game _____

5 what's your name _____



About me!

3 Choose four family members. Write what they have got.

umbrella bag bike pen car hat ball kite scooter

mum _____ sister _____ aunt _____

dad _____ grandma _____ uncle _____

brother _____ grandpa _____ cousin _____

4 Draw and write about their things. This is my brother's ball.



This is my _____.

This is _____.

This _____.

Fluency Time! 2

Everyday English

1 Write the questions.

seesaw slide swing climbing frame



1 Can I go on the
swing, please?



2 Can I go on the
_____, please?




3 Can _____
_____, please?



4 _____
_____?

2 Look and write.

climbing frame Can careful fine I'm down





1 Watch and write Yes or No.

1 The park is big. Yes

2 The climbing frame is pink. _____

3 The car goes under the slide. _____



2 Watch again. Then match.

1 Come down now.

2 Dad, can I go on the swing, please?

3 Look, I'm on the climbing frame.

4 Be careful of the ball, James.



3 Talk with a friend. What's in your park? What colour is the slide?

In my park the slide is green.

1 Look and write.



- 1  This is Bob's frisbee.
- 2  This is _____ teddy.
- 3  This _____ ball.
- 4  _____ pen.

2 Write.

Yes, he is. No, he isn't. Yes, she is. No, she isn't.



Is he a policeman?

No, he isn't.



Is she a teacher?



Is he a farmer?



Is she a zookeeper?

3 Write the words in the correct box.

doctor aunt swing fireman slide postman grandma
climbing frame uncle nurse cousin seesaw

jobs

doctor

family

park

4 Order the words.

1 She's pupil. a

She's a pupil. _____

2 my It's ice cream. brother's

3 isn't a She teacher.

4 swing. It's the under

5 Write the questions.

frisbee bird book ball



1 Where's the frisbee? _____

It's in the pool.

2 Where's _____ ?

It's under the slide.

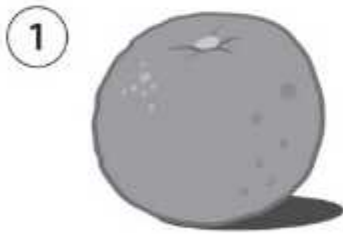
3 _____ ?

It's in the tree.

4 _____ ?

It's on the swing.

6 Write.



o range



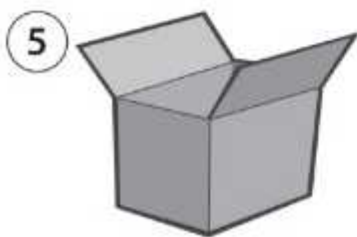
um



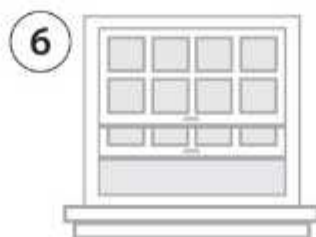
mbrella




o-yo



bo



indow



abbit



ofa

Lesson One Words

1 Circle the correct word.

①



T-shirt / dress

②



shorts / trousers

③




socks / shorts

④



dress / T-shirt

2 Read and colour.



- 1 = blue
2 = orange
3 = red
4 = yellow
5 = green

3 Look at the picture and write.

shorts trousers T-shirt socks dress

1 Tim's trousers are blue.

2 Tim's _____ is orange.

3 Rosy's _____ is red.

4 Rosy's _____ are yellow.

5 Billy's _____ are green.

1 Look at the pictures and match. Then write.

shorts T-shirt trousers dress



This is her dress.

his




These are _____.



This is _____.

her



These are _____.

2 Write.

Yes, they are. No, they aren't.



1 Are these his shorts?

Yes, they are.



2 Are these her socks?



3 Are these her trousers?

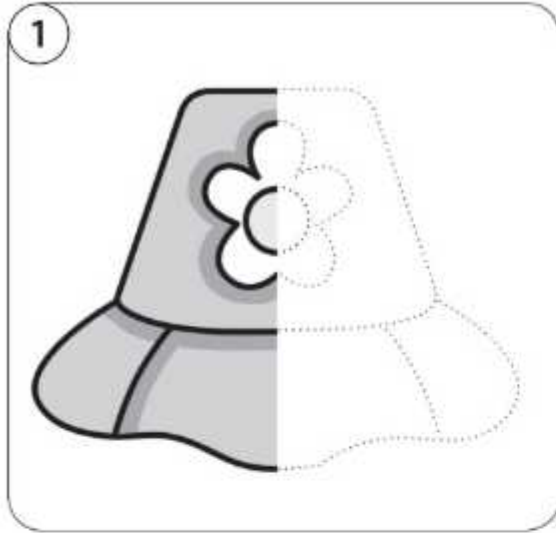


4 Are these his socks?

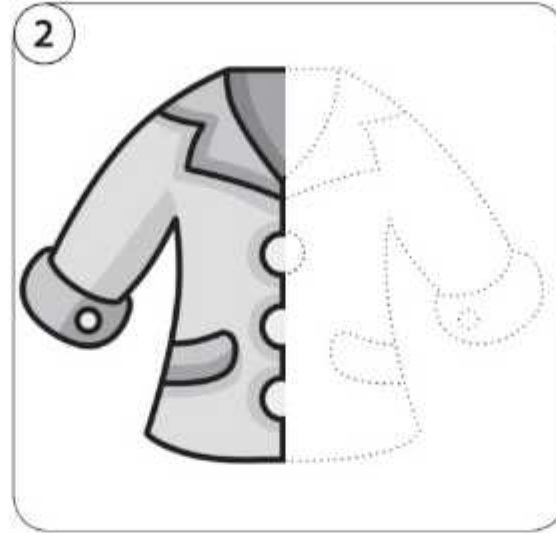
Lesson Three Words

1 Trace and write.

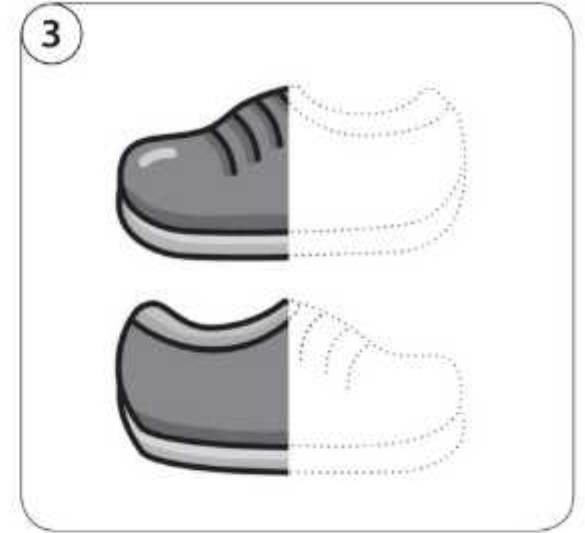
shoes hat coat



This is a _____.



This is a _____.



These are _____.

2 Look and write.

coat tracksuit T-shirt socks shoes cardigan trousers shorts



1	s	o	c	k	s
		u			
2		r			
		3	c		
			l		
		4	o		
5			t		
	6	-	h		
		7	e		
			8	s	

1 Join the letters.

A large maze with a boy on the left and a girl on the right. The maze contains various letters and paths. A path is shown starting from the boy and going through letters A, B, C, D, E, R, O, U, X, V, and S.

2 Write.

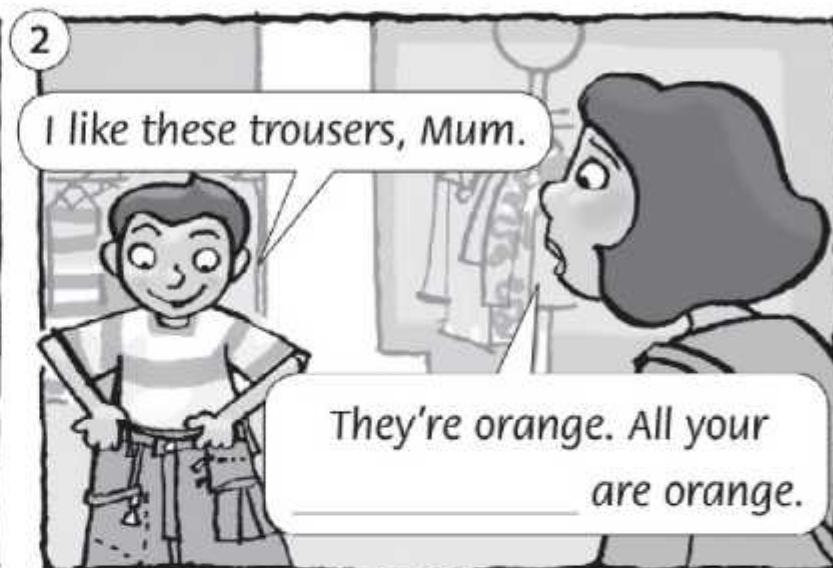
a	b	—	—	e	—	g	—	—
—	k	—	m	—	—	p	q	—
—	t	u	—	—	x	—	—	—

Lesson Five

Reading

1 Read the story again and write.

trousers football coat socks orange T-shirt



Writing

1 Trace and write 's.

's 's 's 's

2 Write the sentences with 's.

1 Where is my dress?

Where's my dress?

2 He is seven.

3 It is a bird.

4 What is your name?

5 She is my sister.



About me!

3 Circle your favourite clothes. Write the colour.

blue yellow pink orange red purple green

T-shirt	_____	trousers	_____	shorts	_____
shoes	_____	tracksuit	_____	dress	_____
coat	_____	hat	_____	cardigan	_____

4 Draw, colour and write about your clothes. *This is my coat. It's green.*

This is my _____. It's _____.

This _____.

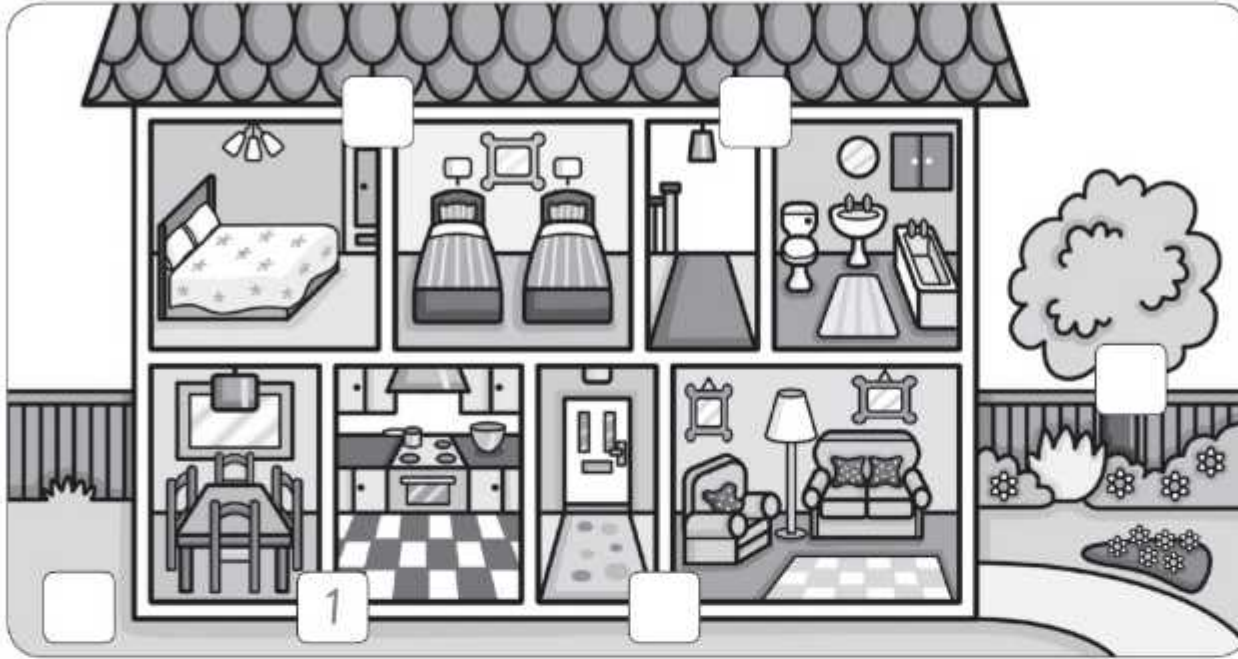
These are my _____. They're _____.

These _____.

_____.

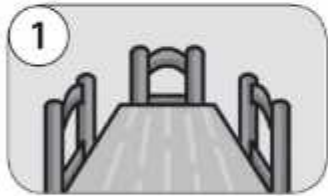
Lesson One Words

1 Number the picture.



- ① kitchen
- ② living room
- ③ dining room
- ④ bedroom
- ⑤ bathroom
- ⑥ garden

2 Write.



This is in the dining room.



This is in _____.



This is _____.



This _____.




_____.

1 Follow and write.

1



2




3



4




kitchen



dining room



bedroom



living room

1 Where's Rosy? She's in the _____.

2 Where are Mum and Dad? They're _____.

3 _____ Grandma and Grandpa? _____.

4 _____ Billy? _____.

2 Look and write.

Yes, they are. No, they aren't. Yes, she is. No, he isn't.

1 Is Billy in the dining room? No, he isn't.


2 Are Grandma and Grandpa in the kitchen? _____,

3 Are Mum and Dad in the living room? _____,

4 Is Rosy in the living room? _____,

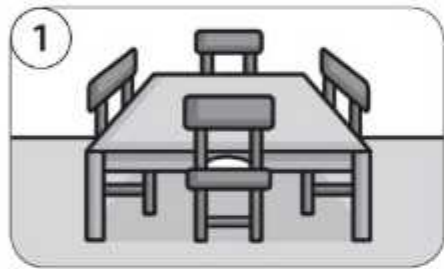
Lesson Three Words

1 Number the picture.

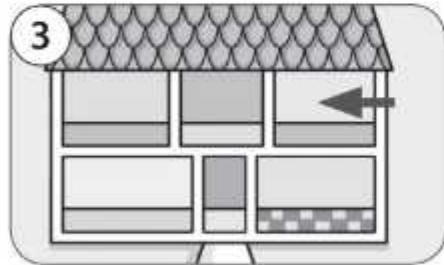


- ① house
- ② flats
- ③ garden
- ④ upstairs
- ⑤ downstairs

2 Find and circle the words. Then write.

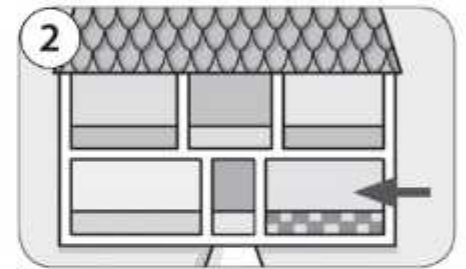


dining room



u

d	★	d	★	★	★	f
i	h	o	u	s	e	r
n	u	w	★	g	★	o
i	p	n	k	a	★	n
n	s	s	i	r	★	t
g	t	t	t	d	f	d
r	a	a	c	e	l	o
o	i	i	h	n	a	o
o	r	r	e	★	t	r
m	s	s	n	★	s	m



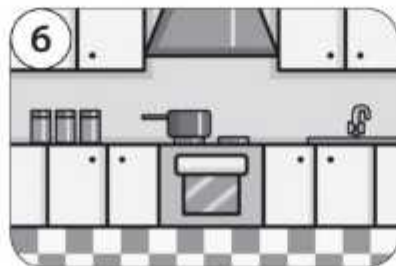
d




f



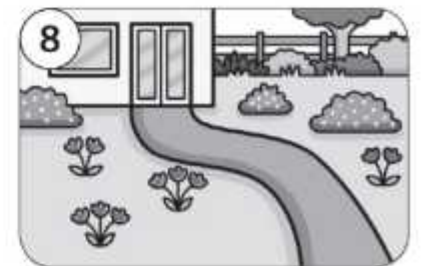
h



k




f



g

1 Help Shirley find her shoes. Join the letters *sh*.



2 Write.

1




shoes

2



T-shirt

3



sheep

4



fish

3 Read and write. Then colour.

Shirley's shoes are red,

Her shirt is blue.

She's got a toy fish,

And a toy sheep too.

The sheep is white,

The fish is blue.

Shirley wants to play,

With me and you.



Skills Time!

Lesson Five

Reading

1 Look at the picture. Read and point.

My name is Mike. I live in a flat.
I live with my mum, my dad,
my big brother, Paul, and my grandma.
In my flat there are three bedrooms.
One bedroom is for my mum and dad.
One bedroom is for my grandma.
And the other bedroom is for me and Paul.
Also in the flat, there is a kitchen,
a big living room and a bathroom.



2 Read again. Circle and write.

- 1 Mike lives in a flat.
- 2 Paul is Mike's _____.
- 3 There are _____ bedrooms.
- 4 One _____ is for Mike's grandma.

house flat garden

sister brother grandpa

two three four

kitchen flat bedroom

Writing

1 Say the vowel letters. Circle the vowels in the words.

a e i o u

b@g mum pen hat on fig egg
box ink

2 Write the words in the correct box.

a	e	i	o	u
bag				



About me!

3 Circle the words about your home. Write how many rooms.

flat house garden front door bedroom bathroom
kitchen dining room living room

4 Draw your home. Then write about the rooms.



This is the _____.

This is the _____.

This is _____.

This _____.


These are the _____.

These are _____.


Lesson One Words

1 Find and circle the words.

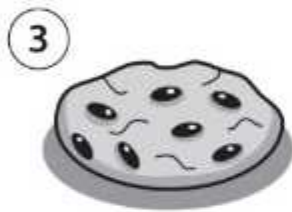
banana orange sandwich biscuit lunch-box drink




a lunch box el



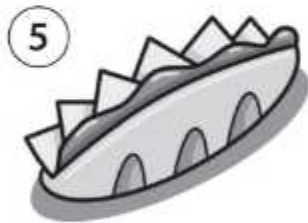
oltdrinkwou



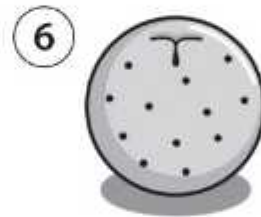
ueybiscuitwer



pobananadob



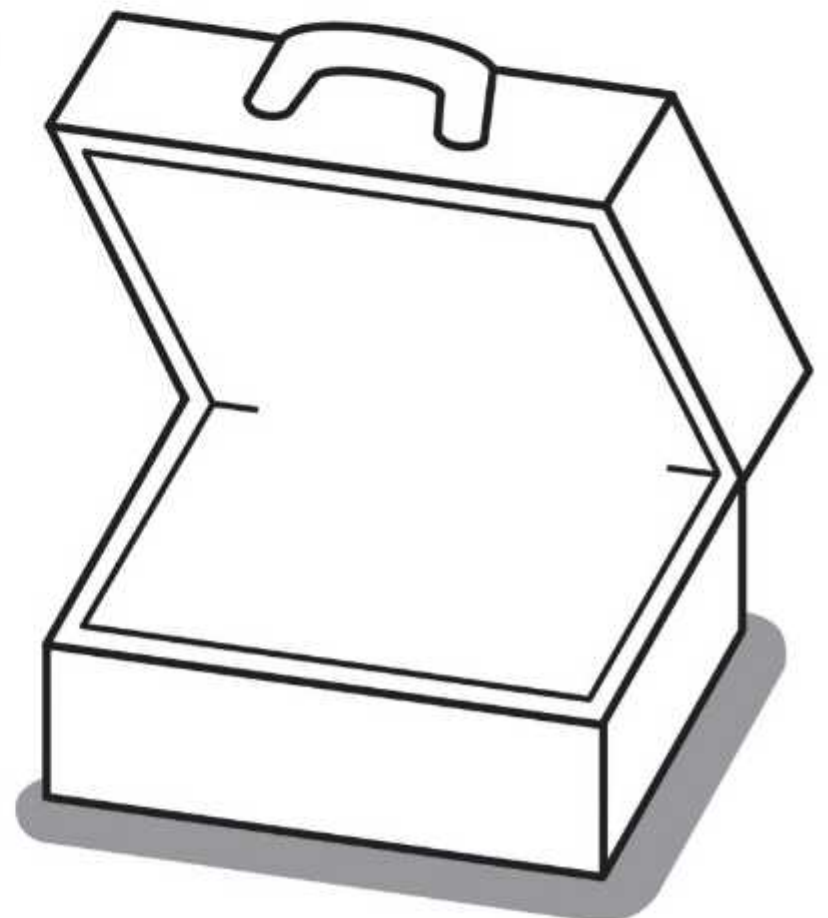
adsandwichpl



orangeef

2 Look at the pictures and words above.
Write and draw.

- 1 This is a lunch box _____.
- 2 This is a _____.
- 3 This is a _____.
- 4 This is a _____.
- 5 This is a _____.
- 6 This is an _____.



1 Read and number the pictures.

1 I've got an apple and a banana.

3 I've got two sandwiches and two apples.

5 I haven't got my lunch box.
I've got a drink.

2 I've got a sandwich and a biscuit.


4 I've got an apple.
I haven't got a banana.

6 I've got my lunch box.
I haven't got a drink.



2 Read the sentences again. Circle *a* and underline *an*.


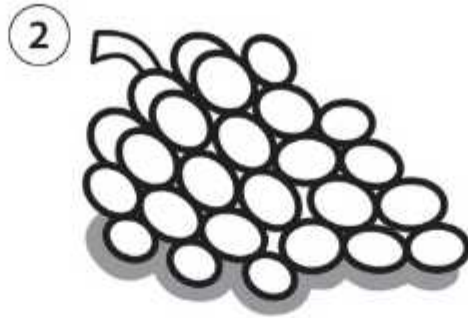
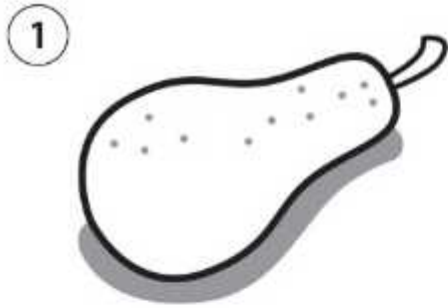
3 Write. I've got I haven't got



Lesson Three Words


1 Write and colour.

tomato grapes pear




2 Look and write.

drink banana cherries lunch box pineapple
sandwich tomato orange biscuit



① t o m a t o
y



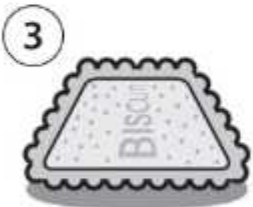
②

							l	
							u	

③

④

④



⑤

							c					
							h					

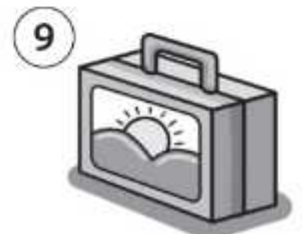
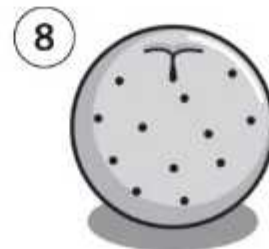
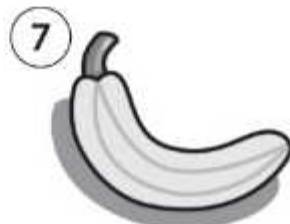
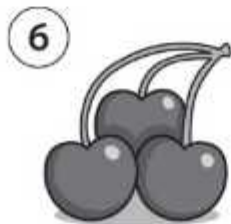
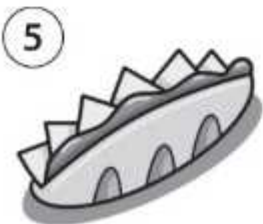
⑥

⑦


⑧

⑨

								x
--	--	--	--	--	--	--	--	---



1 Help Charlie find the chick. Join the letters *ch*.



2 Write.



Ch arlie



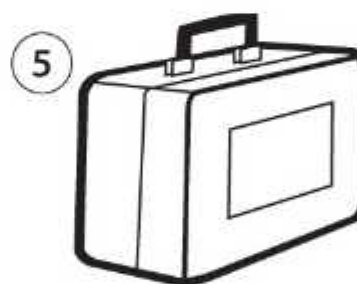
___ ick



___ air



tea ___ er



lun ___ box

3 Read and write.

My name's Charlie.

This is my _____.

She's on a _____.

She's got a little _____.

Chirp, chirp, chirp, says the _____.

Chirp, chirp, chirp, says the _____.

My _____'s on a _____.

She's got a little _____.



Skills Time!

Lesson Five

Reading

1 Read.

Hello. I'm Sally and I'm a pupil. This is my lunch box. Let's look inside.

I've got two sandwiches. One is an egg sandwich.

And the other sandwich is jam. I've got a drink.

It's apple juice. I've got an orange and figs and grapes. I haven't got a biscuit today.

And I haven't got a yogurt, but it's a very nice lunch!



2 What's in Sally's lunch box? Tick (✓) or cross (x).

1 an egg sandwich ✓

2 a jam sandwich _____

3 a drink _____

4 a yogurt _____

5 a pear _____

6 an orange _____

7 figs _____

8 a pineapple _____

9 grapes _____

10 a biscuit _____

3 Write.



I haven't got a banana.

I've got a _____.



Writing

1 Circle the correct word.

1 This is **a** / **an** banana.

3 I've got **a** / **an** egg.

5 I haven't got **a** / **an** sandwich.

2 This is **a** / **an** apple.

4 I've got **a** / **an** orange.

6 I haven't got **a** / **an** yogurt.

2 Write a or an.

①



Is this a ball? No, it isn't.

It's apple.



②



Is this orange?



No, it isn't.

It's ball.



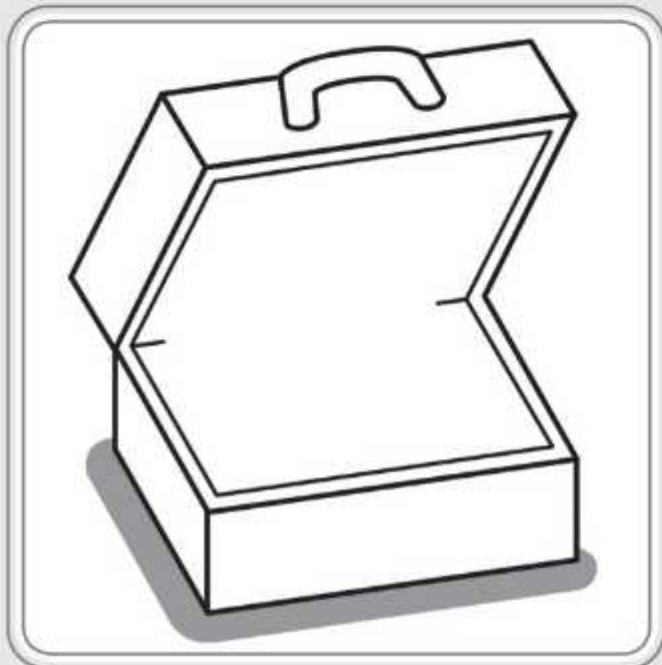
About me!

3 Circle the food in your lunch box today.

apple yogurt orange fig grapes banana tomato

pear biscuit sandwich egg drink pineapple cherries

4 Draw and write about the food in your lunch box.



In my lunch box, I've got _____.

I've got _____.

I've _____.

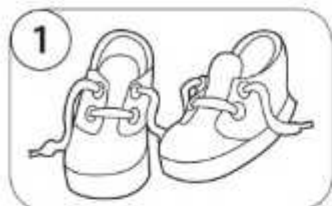
I haven't got _____.

I _____.

Fluency Time! ③


Everyday English

1 Complete and rewrite the sentences.



Put on your shoes.


Put on your shoes.



Take off your hat.




Put on your _____.



Take off your _____.

2 Look and write.

dressed Take off Hurry Put on OK coat





1 Watch and write the character names.

James Mrs Smith ~~Kate~~ Mum



Kate



2 Watch again and match the sentences. Then write.

Hurry up. b

Put on your hat, please.

Take off your shoes, please.

Take off your hat.



Hurry up.




3 Talk with a friend. What clothes have you got today? What haven't you got?

I've got a red jumper. I haven't got shorts.

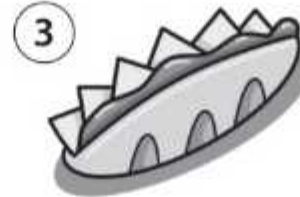
1 Write *a* or *an*.



a banana




___ apple




___ sandwich



___ orange




___ biscuit



___ egg

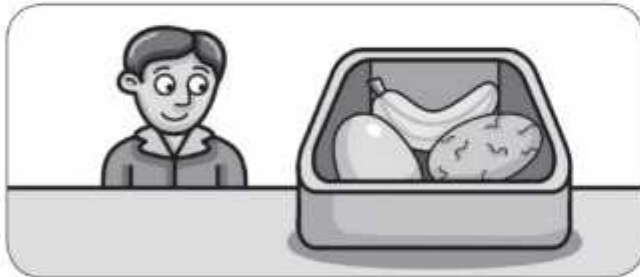
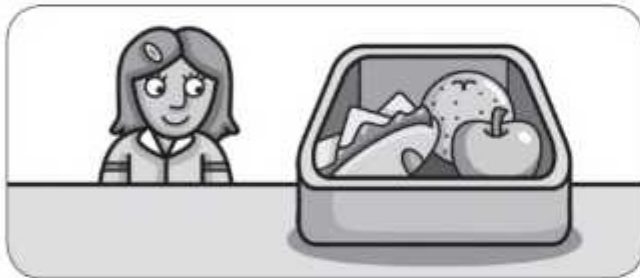


___ drink



___ tomato

2 Look at the pictures and match.



sandwich

egg

apple

banana

orange

biscuit

his

her

3 Look at the pictures again and write.

I've got I haven't got



1 I've got a sandwich.

2 _____ a banana.

3 _____ an orange.



4 _____ an apple.

5 _____ an egg.

6 _____ a biscuit.

4 Write the words in the correct box.

bedroom pineapple living room tracksuit socks pear
bathroom cherries dress grapes kitchen trousers

rooms

bedroom

clothes

food

5 Order the words.

1 Grandpa the in garden? Is

Is Grandpa in the garden?

2 his cardigan? Is this

3 in dining room. She's the


4 got drink. I've a

5 my Where's sister?

6 upstairs? Is Grandma

6 Write.

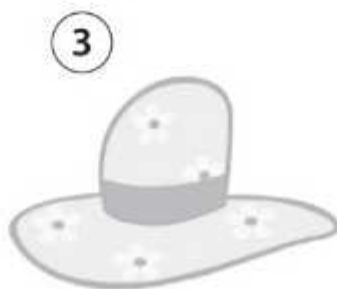
ch sh s e h



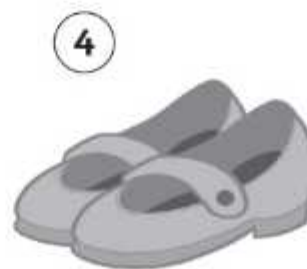
c at



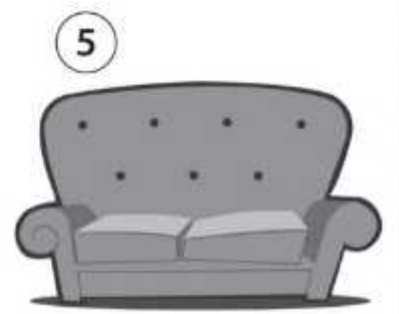
ick



at




oes



ofa

Lesson One Words

1 Draw and colour yourself.



2 Look at your picture. Read and circle.

1 My eyes are .

2 My hair is .

3 My hair is .

4 My hair is .

3 Write.

1 What colour are your eyes?

They're _____.


2 What colour is your hair?

It's _____.


3 Is your hair long or short?

4 Is it curly or straight?

1 Read, draw and colour.



This is Sarah. She's got blue eyes.
She's got long hair.
It's straight and blond.



This is Rick. He's got green eyes.
He's got short hair.
It's curly and brown.

2 Look at the pictures and write.

's got hasn't got

1 Sarah hasn't got brown eyes. She 's got blue eyes.

2 She 's got long hair. She _____ short hair.

3 She _____ curly hair. She _____ straight hair.

4 She _____ blond hair. She _____ black hair.

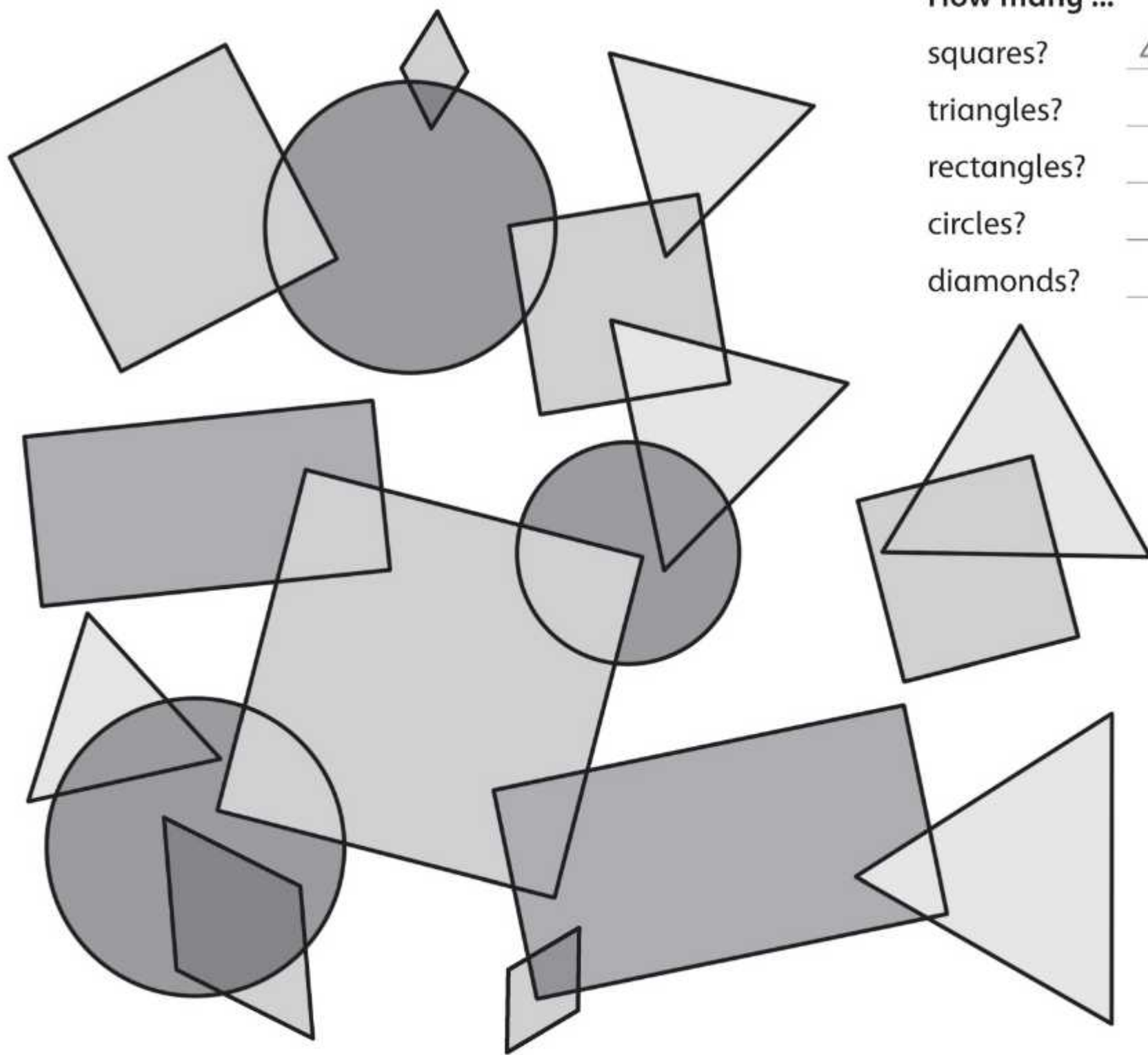
5 Rick _____ brown eyes. He _____ green eyes.

6 He _____ short hair. He _____ long hair.

7 He _____ curly hair. He _____ straight hair.

8 He _____ blond hair. He _____ brown hair.

1 Find and count the shapes. Write.



How many ...

squares? 4

triangles?

rectangles?

circles?

diamonds?

2 Look at the picture again and write.

square triangle circle rectangle

1 It's got three sides. It's a triangle.

2 It's got four sides. Two are long. Two are short. It's a .

3 It hasn't got sides. It's a .

4 It's got four sides. They're all the same. It's a .

1 Help Theo collect his duck. Join the letters *th*.

2 Write.

1




Th eo

2



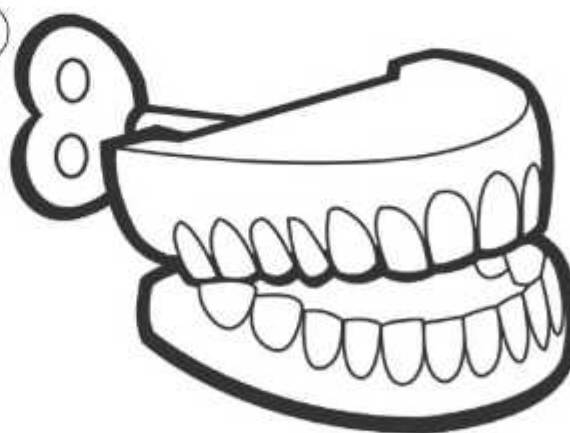
__ ree

3



ba __

4



tee __

3 Write.

Baby Theo 's in the _____,

One, two, _____.

Baby _____ counts his _____,

One, two, _____.



Skills Time!

Lesson Five

Reading

1 Read.




My name is Freddy. I have got three best friends. Simon has got black hair. It is short and curly. His eyes are brown.

Ed is also my friend. His hair is short too. It is brown and straight. He has got green eyes. My other friend is a girl. Her name is Amy. She is Simon's cousin. She has got long hair. It is blond and curly. She has got blue eyes.

2 Read again and tick (✓).

hair	black	blond	brown	short	long	curly	straight
Simon	✓						
Ed							
Amy							
eyes	green	brown	blue				
Simon							
Ed							
Amy							

3 Write the names and colour.



Writing

1 Write the short form.

1 I have got short hair.

I've got short hair.

2 I have got long hair.

3 It has got black eyes.

4 She has got blue eyes.

5 He has got curly hair.



About me!

2 Choose a friend. Circle the words to describe your friend.

hair: long short curly straight black brown blond

eyes: blue brown black green

3 Draw and write about your friend.

He's got She's got He hasn't got She hasn't got



My friend's name is _____.

_____ got _____ eyes.

_____ got _____ hair.

_____ hasn't got _____ eyes.

_____ hasn't _____ hair.


Lesson One Words

1 Look and match.



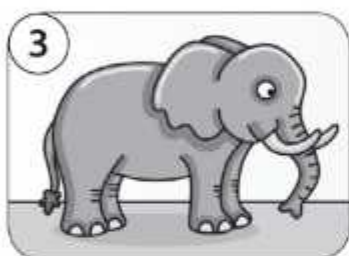
monkey

big



elephant


little



giraffe

tall


2 Look at the words again. Write.



What are these?


They're giraffes.

They're tall.



What are these?



They're _____.









What are these?



They're _____.




1 Read and colour the faces.




1  I like giraffes.
 

2  I don't like elephants.
 



3  I don't like monkeys.
 

4  I like zebras.
 

5  I like elephants.
 

6  I don't like giraffes.
 



2 Write. like don't like

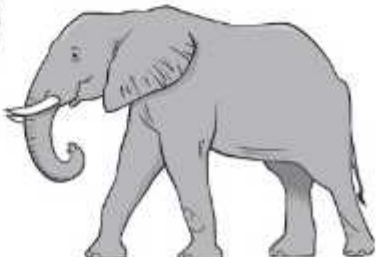

1  

I don't like giraffes

2  


I _____.

3  


4  

Lesson Three Words


1 Find and circle the words. Then write.



snake _____




g _____




l _____




s _____



t _____



e _____



p _____




p _____

★	m	l	p	i	a	★
t	★	★	o	★	★	e
i	l	★	l	★	★	l
g	i	r	a	f	f	e
e	o	★	r	★	★	p
r	n	★	b	★	★	h
z	e	s	e	a	l	a
m	s	n	a	k	e	n
p	a	r	r	o	t	t

2 Look and write.

big little long short



The elephant's ears are big.

The elephant's nose is _____.




The parrot's legs are _____.

The parrot's eyes are _____.

1 Say and write the words.

c



cat

at

m



an

h



f



2 Write.

1



2



The cat has got a hat. The man has got a fan.

3 Help the cat and the man find their things.

Colour *at* red. Colour *an* blue. Then join.



at	at	n	n	t
a	t	at	t	at
an	n	t	at	an
n	an	an	an	n




Skills Time!

Lesson Five

Reading

1 Read.



At the zoo

Look at the boys
And the girls too.
Tall ones, short ones,
At the zoo.

They like seals,
monkeys too.
Big ones, little ones,
At the zoo.

They like zebras,
And snakes too.
Long ones, short ones,
At the zoo.

2 Read again. Tick (✓) the animals in the poem.

- | | | | | | |
|----------|-------------------------------------|------------|--------------------------|-------------|--------------------------|
| 1 seals | <input checked="" type="checkbox"/> | 2 monkeys | <input type="checkbox"/> | 3 elephants | <input type="checkbox"/> |
| 4 zebras | <input type="checkbox"/> | 5 giraffes | <input type="checkbox"/> | 6 snakes | <input type="checkbox"/> |

3 Read again and write T (true) or F (false).

- | | |
|--|---------------|
| 1 The boys and girls are tall and short. | <u> T </u> |
| 2 The boys and girls don't like seals. | <u> </u> |
| 3 The boys and girls like monkeys. | <u> </u> |
| 4 The monkeys are big and little. | <u> </u> |
| 5 The boys and girls don't like zebras. | <u> </u> |
| 6 The snakes are long and short. | <u> </u> |

Writing

1 Add the adjectives to the sentences.

- | | | |
|--------------------|----------|----------------------------|
| 1 This is a boy. | (tall) | This is a <u>tall</u> boy. |
| 2 This is a dog. | (big) | This is a _____ dog. |
| 3 This is a snake. | (long) | This is _____. |
| 4 He's got hair. | (short) | He's got _____. |
| 5 It's got ears. | (little) | It's _____. |
| 6 It's a seal. | (brown) | _____ |



About me!

2 Circle the animals you like. Underline the animals you don't like.

tigers lions monkeys snakes zebras cats polar bears
 elephants parrots giraffes dogs birds chicks seals

3 Draw and write about the animals you like and don't like.

I like _____.

I _____.



I don't like _____.

I don't _____.

I _____.

Lesson One Words

1 Look and tick (✓) or cross (x).





	meat	yogurt	fish	carrots	rice	bread
	✓					
						


✓ = has got

x = hasn't got



2 Look at the pictures again. Write.


1

I like  meat and  _____.

I don't like  _____.

2

I like  _____ and  _____.

I don't like  _____.

1 Order the words.



1 like Do you bananas?

2 do. I Yes,



3 you like carrots? Do

4 I don't. No,



5 bread? you like Do

6 I Yes, do.

Do you like bananas? _____

2 Write.





do like don't Do



Lesson Three Words

1 What's next? Look, draw and write.

milk water juice tea hot chocolate

1							<u>hot chocolate</u>
2						<input type="text"/>	_____
3						<input type="text"/>	_____
4						<input type="text"/>	_____
5						<input type="text"/>	_____

2 Write and circle.

milk juice hot chocolate


1 Do you like  _____? Yes, I do. / No, I don't.

2 Do you like  _____? Yes, I do. / No, I don't.

3 Do you like  _____? Yes, I do. / No, I don't.


1 Say and write the words.

b **ed**




bed


r



p **en**



K







2 Write.







Ken's got a pen, Where's pen?
 Pen, pen, pen. Pen, pen, pen.
 Ken's pen is , It's on Ken's ,
 Red, red, red. Bed, bed, bed.

3 Write the word that rhymes.

①  
 cat hat

②  
 Ken

③  
 man

④  
 red

Skills Time!

Lesson Five

Reading

1 Read.

Steve and Alice are in a café. It is dinnertime.
Steve has got eggs, bread and tomatoes.
For dessert, he has got grapes and an ice cream.
His drink is orange juice.
Alice has got fish, rice and carrots.
For dessert, she has got a yogurt and an apple.
For her drink, she has got hot chocolate.




2 Read again and write the names. Match.



1 I've got rice.



Alice



2 I've got carrots.



3 I've got eggs.

4 I've got hot chocolate.



5 I've got orange juice.

6 I've got fish.



7 I've got an apple.

8 I've got an ice cream.

Writing

1 Circle *n't* in these sentences.

- 1 I don't like carrots.
 3 They aren't ice creams.
 5 No, they aren't.

- 2 This isn't a yogurt.
 4 No, it isn't.
 6 I don't like juice.

2 Write the short form.

- 1 I do not like apples.
 2 Her hair is not straight.
 3 They are not circles.
 4 This is not tea.
 5 It is not his house.

I don't like apples.



About me!

3 What do you like? What don't you like? Draw 😊 and ☹️.

bananas 😊 yogurt 😊 eggs 😊 bread 😊 carrots 😊 pears 😊
 meat 😊 fish 😊 tomatoes 😊 rice 😊 apples 😊 cherries 😊

4 Draw the food you like and don't like. Then write.



I like _____.

I like _____.

I don't like _____.

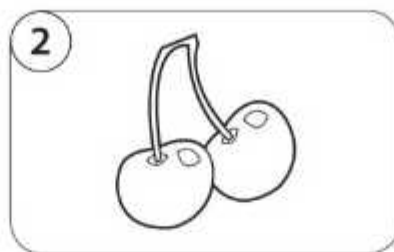

I don't like _____.

Fluency Time! 4



Everyday English

1 Write the questions.

an apple cherries rice a sandwich



Would you like rice? _____ ?






_____ ?

_____ ?

2 Look and write.

No like Would welcome full delicious please





1 Watch and number in order.



2 Watch again. Circle and match.

- 1 Would you like salad / meat?
- 2 Yes, please. This is nice / delicious.
- 3 **Would** / **Do** you like fries?
- 4 No, thanks. I'm **happy** / **full**.
- 5 **Ice cream** / **Chicken** is my favourite food.

James

Mum


Kate

3 Talk with a friend. What food do you like?
What food don't you like?


I like pears. I don't like cherries.

1 Look at the pictures and write.

's got hasn't got



Name: Toby
Hair: black
Eyes: green




Name: Tanya
Hair: blond
Eyes: blue


- 1 Toby 's got _____ black hair.
3 He _____ long hair.
5 He _____ brown eyes.

- 2 Tanya _____ curly hair.
4 She _____ blond hair.
6 She _____ blue eyes.

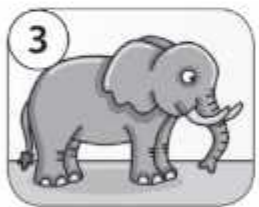
2 Add the adjectives to the sentences.



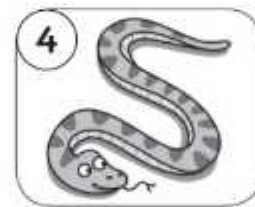
1 This is a monkey. (little)
This is a little monkey.



2 This is a giraffe. (tall)



3 This is an elephant. (big)



4 This is a snake. (green)

3 Write the words in the correct box.

square tea yogurt juice polar bear seal rice
triangle water diamond parrot carrots

shapes

square

food

animals

drinks

4 Order the words.



1 giraffes. like I

I like giraffes.

2 parrots. don't I like



3 like Do snakes? you

4 don't. No, I




5 you tigers? like Do

6 I do. Yes,


5 Write and match.

like don't like




1 😊 I like elephants.


d



2 😞 I giraffes.



3 😞 I monkeys.



4 😊 I zebras.

6 Write.

th ch sh




ch air




ree



fi



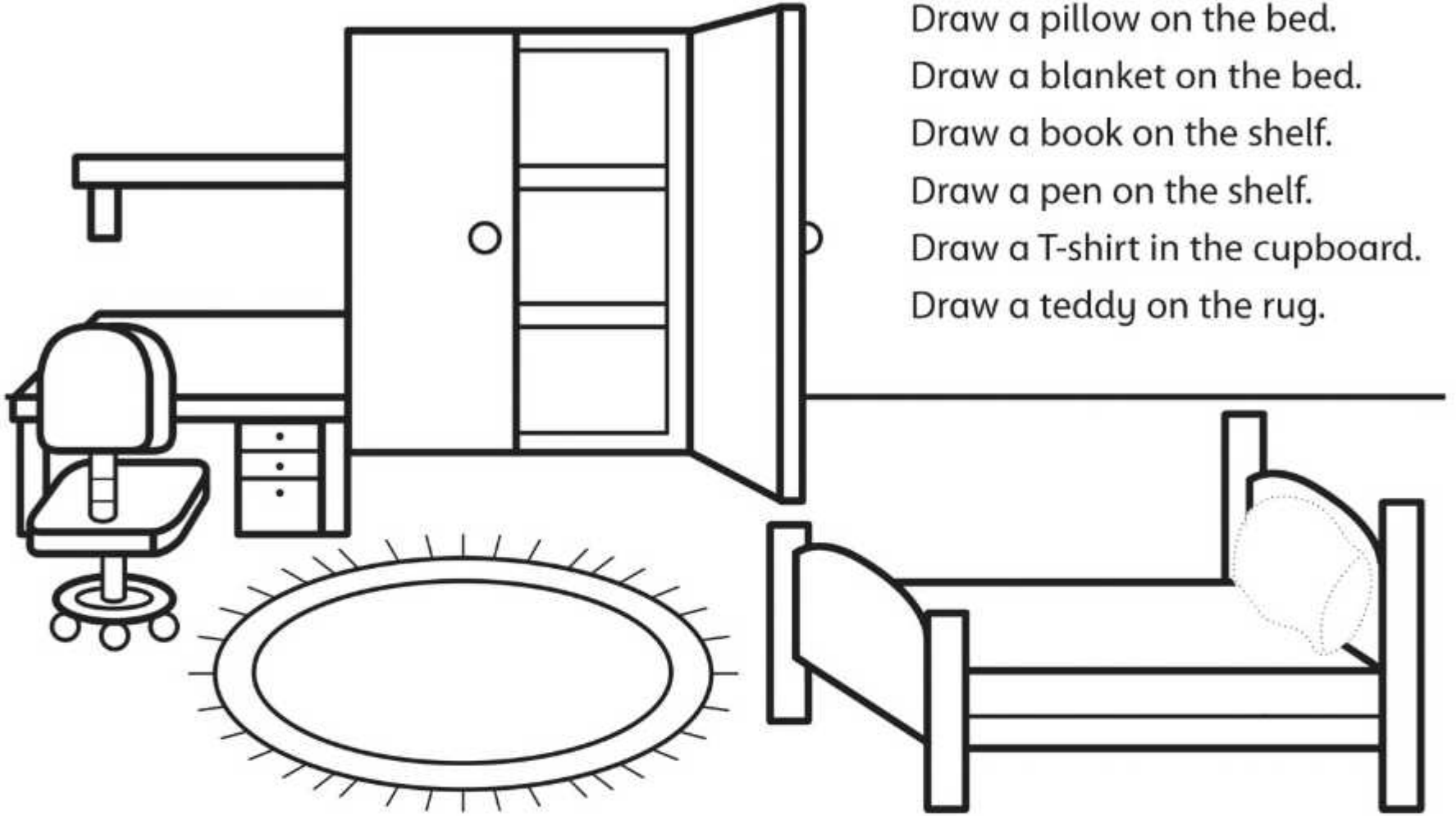
eep



tea er

Lesson One Words

1 Read and draw.



- Draw a pillow on the bed.
- Draw a blanket on the bed.
- Draw a book on the shelf.
- Draw a pen on the shelf.
- Draw a T-shirt in the cupboard.
- Draw a teddy on the rug.

2 Look at the picture again. Write.

1 Where's the  pillow ?

It's on the _____.

3 Where's the  _____ ?

5 Where's the  _____ ?

2 Where's the  _____ ?

It's on _____.


4 Where's the  _____ ?

6 Where's the  _____ ?

1 Read and circle.



There's / **There are** a bed in my bedroom.



There's / **There are** two cupboards in my bedroom.




There's / **There are** three books on my shelf.



There's / **There are** a blanket on my bed.

2 Look at the picture and write.

There's There are



1 There's a cupboard.

2 four books.

3 two pillows.

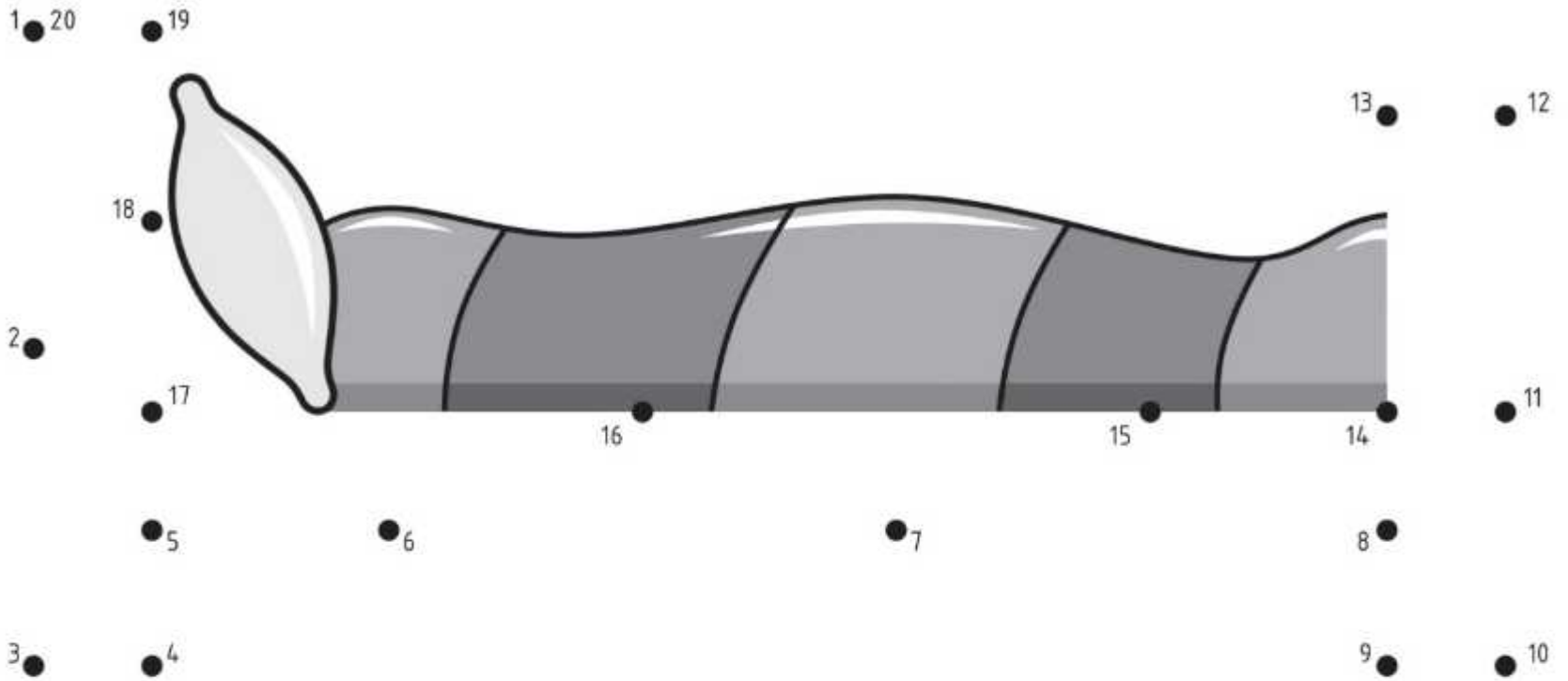
4 two beds.

5 a shelf.

6 a rug.

Lesson Three Words

1 Join the dots.



2 Find and circle the words. Then write.

11

e leven

12

t _____

13

t _____

14

f _____

15

f _____

f	o	u	r	t	e	e	n	★
★	e	i	g	h	t	e	e	n
★	★	t	w	e	n	t	y	i
s	e	v	e	n	t	e	e	n
s	i	x	t	e	e	n	l	e
★	★	★	★	★	★	★	e	t
f	i	f	t	e	e	n	v	e
★	★	t	w	e	l	v	e	e
t	h	i	r	t	e	e	n	n

16

s _____

17

s _____

18

e _____

19

n _____

20

t _____

1 Say and write the words.

b



bin

in

f



t



b

ig



2 Write.

A big, big fig.

In a big, big _____.

Eat the big _____,

Put the tin in the _____.



3 Colour *ig* red. Colour *in* green. Then join.



n	ig	g	n	in
ig	g	ig	in	n
g	in	in	ig	g
in	n	n	g	ig



Skills Time!

Lesson Five

Reading

1 Read and colour.



Hello.

My name's Lola and this is my bedroom.

My favourite colour's purple. I've got a purple pillow and a purple blanket.

Can you see my doll? She's on my bed. Her name is Polly.

I've got lots of books on my shelf and lots of clothes in my cupboard.

My favourite is a purple dress.

And look, here are my blue shoes. I like my shoes. They're very pretty.

Bye!

From Lola

2 Read again and match.

1 What's her name?

d

2 Where's Lola?

3 What's her favourite colour?

4 What toy is on her bed?

5 What's the doll's name?

6 Where are her books?

7 What's in her cupboard?

8 What colour are her shoes?

a Purple.

b A doll.

c Lots of clothes.

d Her name's Lola.

e They're blue.

f Her name's Polly.

g She's in her bedroom.

h They're on her shelf.

Writing

1 Read. Underline the ? and circle the .

- 1 Where's your bed ? It's in my bedroom .
- 2 What's on your shelf ? My books are on my shelf .
- 3 Do you like your bedroom ? Yes, I do .

2 Write the capital letters and the ? or .

- 1 what's her name What's her name?
- 2 her name's Lola _____
- 3 what's on her shelf _____
- 4 are the shoes blue _____



About me!

3 Circle the things in your bedroom. Write how many.

- bed blanket pillow cupboard shelf rug
- book car doll train puzzle teddy game

4 Draw your bedroom. Write what there is in your bedroom.



There's a _____.

There's _____.

There are _____.

There _____.

Lesson One Words

1 Find and circle the words.

walk run climb talk swim fly



2 Look at the picture. Write.

1 fly



2 _____



3 _____

4 _____

5 _____

6 _____

1 Look and write.

can can't



This boy can swim.



This boy can't swim.



This girl can run.



This girl can't run.



This cat can climb.



This dog can't climb.

2 Write.

No, she can't. ~~No, he can't.~~ Yes, it can.
 Yes, he can. Yes, she can. No, it can't.



Can he swim?
No, he can't.



Can he swim?
Yes, he can.



Can she run?
Yes, she can.



Can she run?
No, she can't.



Can it climb?
Yes, it can.



Can it climb?
No, it can't.


Lesson Three Words

1 Write.

sing draw write



He can _____.



She can _____.



He can _____.

2 Look and write.


climb ~~swim~~ draw write walk run sing fly cook dance




1 s w i m



2 a



3 t



4 c



5 a



6 n



7 y



8 u



9 d




10 o

?

1 Say and write the words.

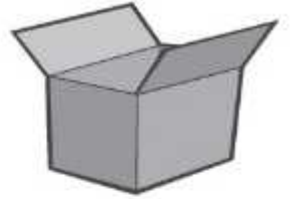
d



dog

og

b




ox

l



f



2 Write.




Look at the dog.
It's sitting on a _____.

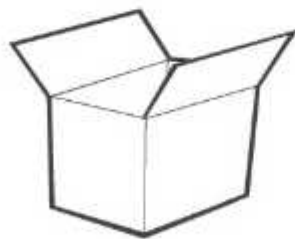
Look at the _____.
It's sitting in a _____.




3 Write the word that rhymes.



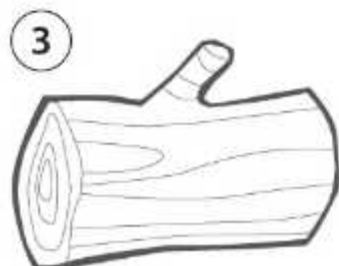
fox




box



bin



log



big



Lesson Five

Reading

1 Read and colour.



A flamingo is a very tall and beautiful bird.

It is pink and it has got yellow eyes. It has got a long neck and long legs too.

Look at this flamingo. You can only see one leg. It has got two legs, but it can stand on one leg.

Flamingos like water.

They can swim and they can fly too.

The little baby birds are white.

2 Read again and write.

eyes pink long white ~~bird~~ leg

- 1 A flamingo is a bird.
- 2 A flamingo is _____.
- 3 It has got yellow _____.
- 4 A flamingo's legs are _____.
- 5 Flamingos can stand on one _____.
- 6 A baby flamingo is _____.

Writing

1 Circle *n't* in these sentences.1 A giraffe can't climb trees.

2 I can't swim.

3 This snake can't walk.

4 A seal can't fly.

2 Write the long form.

1 A giraffe can't swim. A giraffe cannot swim.

2 A monkey can't fly. _____

3 A snake can't run. _____

4 A seal can't talk. _____



About me!

3 Circle what you can do. Underline what you can't do.

run walk talk sing fly climb swim

play draw write read dance cook

4 Draw and write about what you can and can't do.

I can _____.


I can _____.

I can't _____.

I can't _____.

Lesson One Words

1 Number the picture.



- ① beach
- ② boat
- ③ crabs
- ④ shells
- ⑤ sandcastle
- ⑥ the sea

2 Look at the picture again. Write.

- 1 We're at the beach.
- 2 There's a _____ on the beach.
- 3 There are two _____.
- 4 We can swim in _____.
- 5 There's a _____ on the sea.
- 6 There are lots of _____ on the beach.

1 Write.

find play swim go find make



1 Let's find crabs.

2 Let's _____ a sandcastle.

3 Let's _____ in the sea.

4 Let's _____ in a boat.

5 Let's _____ shells.

6 Let's _____ ball.

2 Order the words.

1 boat. Let's go in a

Let's go in a boat.

2 ball. play Let's

3 a Let's sandcastle. make

4 Let's crabs. find

5 swim the sea. Let's in

6 shells. find Let's

Lesson Three Words

1 Read and tick (✓) the correct sentence.



He's got sun cream.
 He's got a drink.




She's got an ice cream.
 She's got an ice lolly.




He's got a bat.
 He's got a ball.

2 Find and circle the words. Then write.

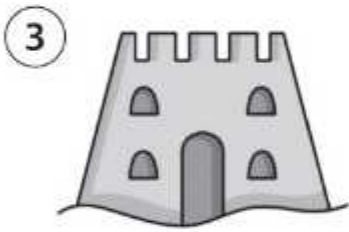


crab

s	★	b	c	s	e	a
a	s	u	r	★	i	★
n	p	c	a	s	c	★
d	a	k	b	u	e	★
c	d	e	e	n	l	★
a	e	t	a	c	o	★
s	e	★	c	r	l	★
t	a	s	h	e	l	l
l	m	★	h	a	y	★
e	b	a	t	m	★	★



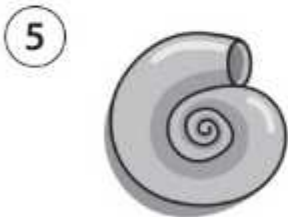
b



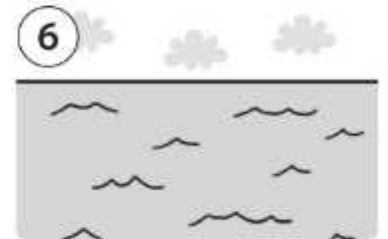
s



b



s



s



i



s



s



b

1 Say and write the words.

j



jug

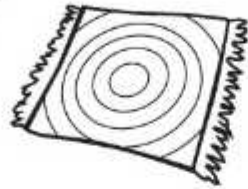
ug

m



um

r



s

$$1+4=5$$

2 Write.



I'm on the rug,
 Rug, rug, rug.
 With juice in a _____,
 Jug, jug, jug.
 Here is my _____,
 Mum, mum, mum.
 She's got my _____,
 Sum, sum, sum.



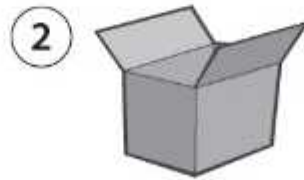
3 Write the word that rhymes.



mum

$$2+3=5$$

sum



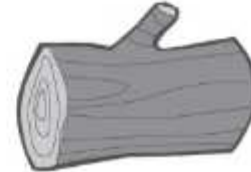
box



rug



dog



Lesson Five

Reading

1 Read.

You can see lots of animals at the beach.

There are fish and there are birds.

There is another animal at the beach.


This animal has got a big shell. What is it? It is a crab!

Crabs live in the sea and on the beach.

Crabs are different colours. They can be white, black, red, orange or brown.

They have got ten legs. Two legs are big and eight legs are small.

They can swim and they can run, but they cannot fly.



2 Read again and write.

1 What animals are at the beach?

There are fish. There are _____.

2 What animal has got a shell?

A _____.

3 How many legs has a crab got?

4 How many legs are big?

5 How many legs are small?

6 Can crabs run?

Writing

1 Read. Underline the verbs.

1 Let's climb.

2 Let's sing a song.

3 Let's run.

4 Let's play ball.

2 Write.

run ~~sing~~ climb play



Let's sing a song. Let's _____.

Let's _____ ball.

Let's _____.



About me!

3 Circle what you can see at the beach.

sandcastle bath bed shells bucket downstairs crabs
 ball bat kite sofa sun cream frisbee boat spade

4 Draw and write about you at the beach.

I am at the beach.

There is a _____.

There _____.

There are _____.

There _____.

I've got a _____.

I've _____.

Fluency Time! 5

Everyday English

1 Rewrite the sentences.

1 I can't find my



I can't find my pen.

2 Look on the





3 I can't find my



4 Look  the cupboard.

2 Look and write.

kitchen can't Thanks Here there find Look





1 Watch and number in order.



2 Watch again and order the words. What does Kate say?

1 pencil case can't find I my

I can't find my pencil case.

3 there isn't It

5 bed your It's under

2 your Look pillow under

4 is Here it



3 Talk with a friend. What's in your bedroom?
Can you find all your toys?

*I've got eight cars.
I can't find my blue car!*

1 Look at the picture. Count and write.

There is There are



- 1 There is 1 bat. 2 _____ ice lolly.
 3 _____ crabs. 4 _____ boat.
 5 _____ sandcastles. 6 _____ shells.

2 Write.

nineteen sixteen twelve thirteen

- 16 sixteen 12 _____ 19 _____ 13 _____

3 Write the words in the correct box.

bed sun cream fourteen dance boat fifteen
 blanket shelf draw seventeen bucket talk

bedroom	beach	numbers	verbs
bed			
_____	_____	_____	_____
_____	_____	_____	_____
_____	_____	_____	_____

4 Order the words.

1 go the Let's to beach! Let's go to the beach!

2 good idea. That's a _____

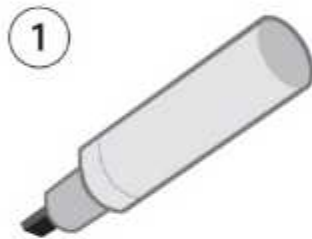
3 you swim? Can _____

4 can. I Yes, _____

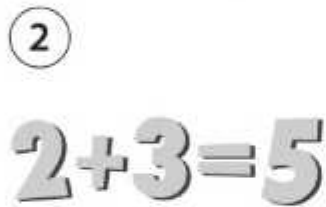
5 swim in Let's the sea! _____




5 Write. a e i o u




p _ e _ n



s _ _ m



f _ _ x



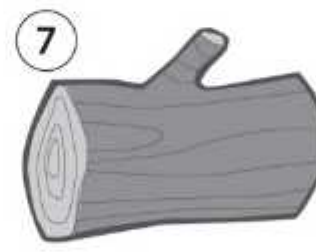
c _ _ t



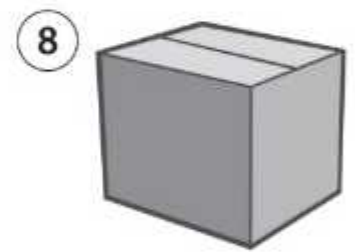
m _ _ n



b _ _ n



l _ _ g



b _ _ x

6 Write about you.

1 What's your name? My name's _____.

2 How old are you? _____

3 What colour is your hair? _____

4 What colour are your eyes? _____

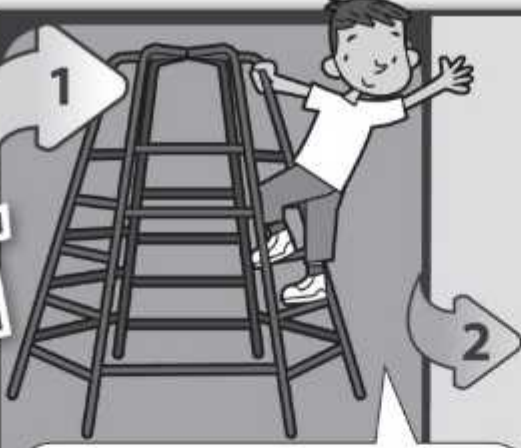
5 What animals do you like? _____

6 What food do you like? _____

Fluency Time! Review

1 Play and say. Write.

START



1 I'm on the _____.

2

3 Go back 1

4 This is Ben.
Nice to _____ you.



15 Go forward 2

14 Would you _____ rice?
Yes, please.

13 Go back 1




12 _____ off your coat.

16 Go back 1

17 I can't _____ my teddy.
Look on your bed.

18

19



20 Be _____ of the ball.

5

Go forward 3



Miss a turn



7

I go on the swing, please?

Yes, you can.

Go forward 1

11

Miss a turn



9



_____ on your hat.

8

Go back 1

21

Go forward 1



Would you like fries?

_____, thanks.

22



23

_____ up!

You are the winner!

Family

I'm Gary. This is my family.



1 Look and write.

Who Where What Which



1 Boy: Which lady is your mum?
Gary: This lady is my mum.

2 Boy: _____'s this?
Gary: It's my aunt.

3 Boy: _____'s your brother?
Gary: He's here, next to my sister.

4 Boy: _____'s your sister's name?
Gary: Her name's Ruby.

2 Match the questions and answers.

1 Which girl is your sister?	a) He's here, next to my mum.
2 Where's your brother?	b) It's my grandpa.
3 Who's this?	c) Her name's Rosy.
4 What's her name?	d) This girl is my sister.
5 Which man is your uncle?	e) I'm here, next to my sister.
6 Where are you?	f) This man is my uncle.

1 d 2 _____ 3 _____ 4 _____ 5 _____ 6 _____

Wild animals

1 Look and write.

like This These birds fish park



My name's Simon. This is my favourite _____. It's got a pond.



That _____ is very big. I like fish.



_____ are the ducks. They _____ the pond.



Look at those _____. They're very big.

2 Choose the correct word.

This That These Those



This is a duck.



_____ is a fox.



_____ are birds.




_____ are butterflies.

At my school

1 Look and write.


run I'm teacher nineteen Don't short Sit

1 Hi. I'm Holly.
I'm in class 1W.




There are _____ children in my class.

2 My _____ is Mr Hope.



He's got _____ hair.

3 Hello, class.
_____ down.



Listen. _____ talk.

4 Walk. Don't _____.
Have fun!



2 Write the instruction.

1 ✓ Walk.
x Don't walk.

3 ✓ Sing.
x _____.

2 ✓ Stand up.
x _____ stand up.

4 ✓ Talk.
x _____.

Fluency Time! 1

This is James. Nice to meet you.
This is Joe. Nice to meet you, too.

Fluency Time! 2

Can I go on the swing, please? Yes, OK.
I'm on the climbing frame. Be careful of the ball.

Fluency Time! 3

Put on your hat.
Take off your coat.
Hurry up, please!

Fluency Time! 4

Would you like salad? Yes, please.
 No, thanks.

Fluency Time! 5

I can't find my pencil case.
Look under your pillow. It isn't there.
 Here it is.

Picture dictionary

1 Read and colour.

Starter Hello!

1

one

2

two

3


three

4

four

5

five



red



yellow

6

six

7

seven

8

eight

9

nine

10

ten




pink



green



orange



blue



purple

JUNE

Sunday	1	8	15	22	29
Monday	2	9	16	23	30
Tuesday	3	10	17	24	
Wednesday	4	11	18	25	
Thursday	5	12	19	26	
Friday	6	13	20	27	
Saturday	7	14	21	28	

1 School things



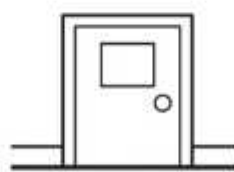
bag



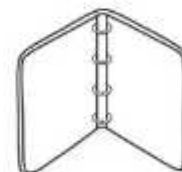
book



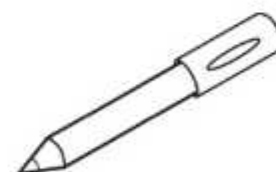
bookcase



door



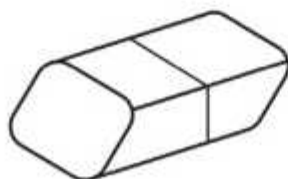
folder




pen



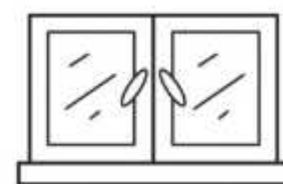
pencil



rubber

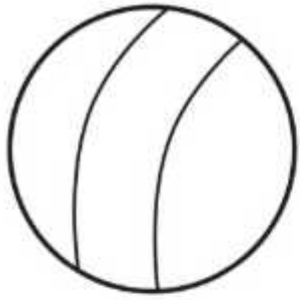


ruler



window

2 Toys



ball



bike



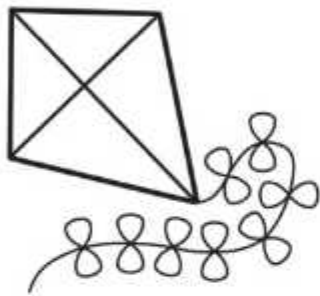
car



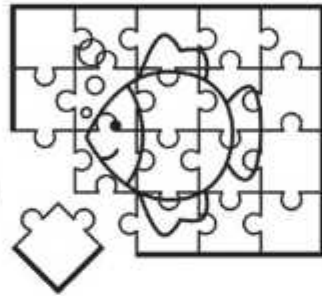
doll



game



kite




puzzle



scooter




teddy



train


3 My body



4 Jobs



doctor



farmer



fireman



housewife



pilot




policeman




postman



pupil



teacher

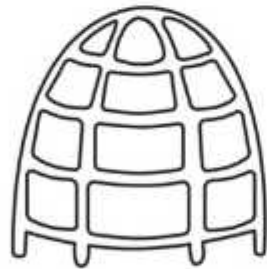


zookeeper

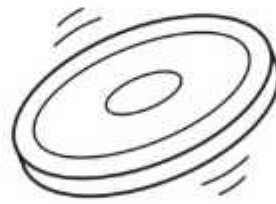
5 The park




armbands



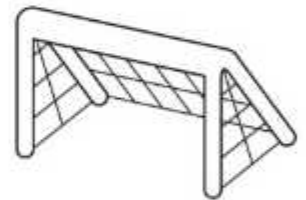
climbing
frame



frisbee



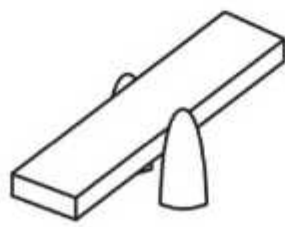
ice cream



net



pool



seesaw



slide



swing



tree

6 My family



mum



dad



sister




brother




grandma




grandpa



aunt



uncle



cousin

7 My clothes



cardigan



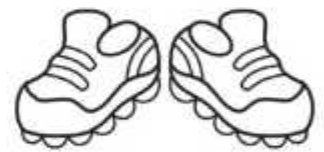
coat



dress



hat



shoes



shorts




socks



tracksuit



trousers

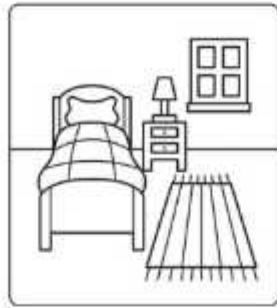


T-shirt

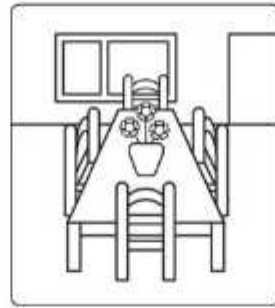
8 My house




bathroom



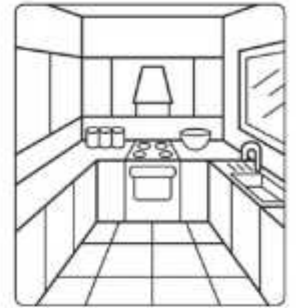
bedroom




dining room



living room



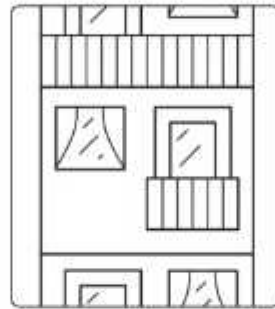
kitchen



garden



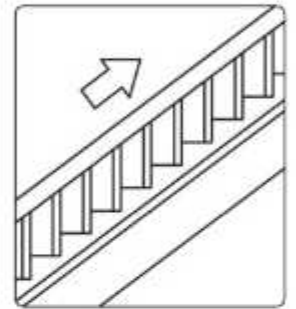
house



flat



downstairs



upstairs

9 My lunch box




apple



banana




biscuit



cherries



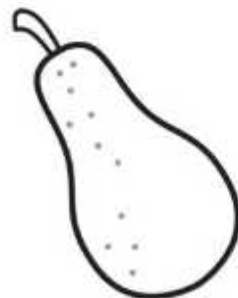
drinks



grapes



lunch box




pear



pineapple



sandwich




tomato

10 My friends and shapes




blond



brown




curly




long



short



straight



circle



diamond



rectangle




square




triangle

11 The zoo



elephant



giraffe



monkey




parrot



polar
bear




seal




snake




tiger



big



little



tall

12 Food and drinks



bread



carrots



fish



meat



rice



yogurt



hot
chocolate



juice



milk

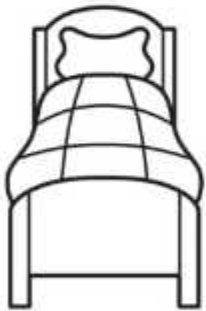


tea

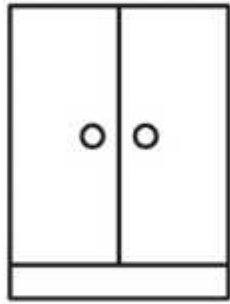


water

13 My bedroom and numbers 11-20




bed



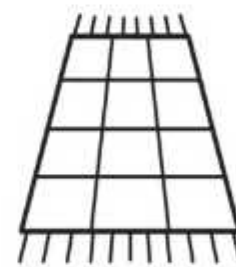
cupboard



pillow



blanket



rug



shelf

11

eleven

12

twelve

13

thirteen

14

fourteen

15

fifteen

16

sixteen

17

seventeen

18

eighteen

19

nineteen

20

twenty

14 Verbs



climb



cook



dance



draw



fly



run



sing



swim



talk



walk



write

15 The beach




bat



beach



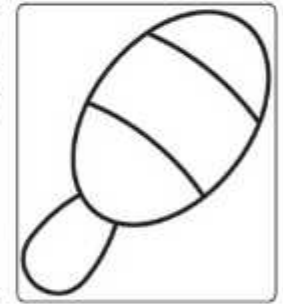
boat




bucket




crab



ice lolly




sandcastle




shell



spade



sun cream



the sea

1 Trace and copy.

A A A a a a

B B B b b b

C C C c c c

D D D d d d

E E E e e e

F F F f f f

G G G g g g

H H H h h h

I I I i i i

J J J j j j

K K K k k k

L L L l l l

M M M m m m

N N N n n n

O O O o o o

P P P p p p

Q Q Q . . q q q . .

R R R . . r r r . .

S S S . . s s s . .

T T T . . t t t . .

U U U . . u u u . .

V V V . . v v v . .

W W W . w w w .

X X X . . x x x . .

Y y

Z z

1 2

3 4

5 6

7 8

9 10

2nd Edition Family and Friends

Support and
development for
the whole child



Building on the exceptionally strong skills training, phonics and civic education of the internationally best-selling first edition, **Family and Friends 2nd Edition** now brings you:

- NEW** Real-world fluency development with supporting DVD
- NEW** Interactive online practice you can assign and track
- NEW** Comprehensive assessment and testing programme, including Cambridge English: Young Learners (YLE)

Components

- **Class Book** with Student MultiROM
- **Workbook**
- **Class Audio CDs**
- **Teacher's Book Plus** with Fluency DVD, Online Practice and Assessment and Resource CD-ROM & Audio CD
- **Teacher's Resource Pack** with Story Posters, Phonics Cards and Flashcards
- **Oxford iTools**
Digital Classroom Resources

Also available

- Grammar Friends
- Readers
- Alphabet Book
- Oxford Primary Skills: Reading and Writing

زبان امید

www.languagecentre.ir

OXFORD
UNIVERSITY PRESS



ISBN 978-0-19-480802-6



www.oup.com/elt/familyandfriends

2nd Edition Family and Friends

Support and
development for
the whole child



Building on the exceptionally strong skills training, phonics and civic education of the internationally best-selling first edition, **Family and Friends 2nd Edition** now brings you:

- NEW** Real-world fluency development with supporting DVD
- NEW** Interactive online practice you can assign and track
- NEW** Comprehensive assessment and testing programme, including Cambridge English: Young Learners (YLE)

Components

- **Class Book** with Student MultiROM
- **Workbook**
- **Class Audio CDs**
- **Teacher's Book Plus** with Fluency DVD, Online Practice and Assessment and Resource CD-ROM & Audio CD
- **Teacher's Resource Pack** with Story Posters, Phonics Cards and Flashcards
- **Oxford iTools**
Digital Classroom Resources

Also available

- Grammar Friends
- Readers
- Alphabet Book
- Oxford Primary Skills: Reading and Writing

زبان امید

www.languagecentre.ir

OXFORD
UNIVERSITY PRESS



ISBN 978-0-19-480802-6



9 780194 808026

www.oup.com/elt/familyandfriends